

INDIAN RIVER

"CLOGGERS"

"PRESENT"

POW WOW

90'



Co-Sponsored by:
Brevard County Central Service
Sector- Island /Beach Recreation
Department, Kiwanis Island

We

like

personally

"Everyone"

for

would

to

thank

attending

our

POW WOW

90'

Beverly Scoggins
Beth Morel
Pattie Bonner
Dina Stoti

John Laaper
Michelle Reed
Jean Laaper
Harold Hernandez
Helen Sals
Gudy Flowers

Anita Wood
Marg Fleming
Loretta
Loretta

Ethel Mital
John Mital
Carol Ellis
Peter Anderson

Julie
Loretta

Carl
Steve
Frank
Guent
Christine
Mitt
Gwendolyn
Gladys
Frank
Diane
Jay
Diane
Frank

Paul
Kimiko
Allen
Helen
Bob
Corey
Richard
Kurt
Gunn
Tadney

Paul
Frank
Lois
Alice
Sandy
Karen
Jim
Linda
Corey
Richard
Kurt
Gunn
Tadney

Paul
Frank
Lois
Alice
Sandy
Karen
Jim
Linda
Corey
Richard
Kurt
Gunn
Tadney

Janet
Ogg

Claine Scotti
Judy Howard

Lois
Alice
Sandy
Karen
Jim
Linda
Corey
Richard
Kurt
Gunn
Tadney

Lois
Alice
Sandy
Karen
Jim
Linda
Corey
Richard
Kurt
Gunn
Tadney

Lois
Alice
Sandy
Karen
Jim
Linda
Corey
Richard
Kurt
Gunn
Tadney

Lois
Alice
Sandy
Karen
Jim
Linda
Corey
Richard
Kurt
Gunn
Tadney

Claine Scotti
Judy Howard

Lois
Alice
Sandy
Karen
Jim
Linda
Corey
Richard
Kurt
Gunn
Tadney

Lois
Alice
Sandy
Karen
Jim
Linda
Corey
Richard
Kurt
Gunn
Tadney

Lois
Alice
Sandy
Karen
Jim
Linda
Corey
Richard
Kurt
Gunn
Tadney

Lois
Alice
Sandy
Karen
Jim
Linda
Corey
Richard
Kurt
Gunn
Tadney

Lois
Alice
Sandy
Karen
Jim
Linda
Corey
Richard
Kurt
Gunn
Tadney

Jane Griffith

Norm B. Henry

Frank

Frank

WELCOME AND THANK YOU

Welcome to the Indian River Cloggers Fourth "POW WOW".

This years POW WOW is a special event. We are using a new sound system that You helped us purchase by supporting last years POW WOW . Thank you Thank you Thank you!!!

Our Instructors and choreographers have returned with an even better program than last year. We would like to say an extra special **THANK YOU** to each of them.

Diana Allen	<i>Black Creek Cloggers</i> , Middleburg, Fl
Jan Bohley	<i>Banjos, Fiddles & Feet</i> , Punta Gorda, FL
Joy Brindley	<i>Cracker Country Cloggers</i> , New Smyrna Beach, FL
Marge Callahan	<i>Silver Dollar Cloggers</i> , Jacksonville, FL
Greg Dionne	<i>Pure Energy</i> , Jacksonville, FL
Barbara Durrance	<i>Surf Country Cloggers</i> , Daytona Beach, Fl
Derald Grice	Melbourne, FL
Geneva Spivey	<i>Bass Kountry Cloggers</i> , Bunnell, FL
Sue & Tom Toor	<i>Sunshine Cloggers</i> , Longwood, FL
Scott Wall	<i>Cut-N-Shoot Cloggers</i> , Jacksonville, FL

A special thanks to the following Committee Chairmen:

Mike Reed	Concessions Committee
Becky Reed	Door Committee
Sandy Schantzen	Decorating Committee
Carl Tillen	Bookkeeping
Bob Howard	Syllabus Committee
Jean Lauper	Advertisements Committee
Julie Pylant	Hotel Greeting Committee

Also a very special thanks to all the members of the Indian River Cloggers and friends, who worked on various committees and put forth all the extra effort required to make this "POW WOW" an enjoyable weekend for everyone.

Have a Good Day



Sandy Redfern

"POW WOW" Chairman

Croft's And Cookies's

PRODUCE

2105 South US 1
Rockledge, FL 32955
(407) 639-6137

520 / Newfound Harbor Drive
Merritt Island, FL 32952

—News Flash—

Kiwanis Island Recreation Building rocks with energy from their new sound system. During the month of March, the Indian River Cloggers of Merritt Island, Florida, designed, purchased, and installed a first class, high tech, professional, sound system in Kiwanis Island's gymnasium.

The cloggers donated the system to the county to benefit the many community groups and organization events which Kiwanis Island plays host during a year. Some of these groups are: AARP, MADD, Rotary Club, many events for the handicapped, including Jack Hogg's annual Country Christmas, a special event for the Handicapped provided by the county, and many other fine community groups.

The Indian River Cloggers President Bob Howard says, " We are happy to be able to help upgrade a county facility to benefit all the groups that use Kiwanis Island Recreation Center for their events. We, like Kiwanis Island, are a community minded organization. We enjoy being team players with Kiwanis Island in supporting the community." The Indian River Cloggers want to thank Kiwanis Island and county personnel Don Stafford and Greg Lloyd, for their assistance and expertise in the installation of the sound system. Their teamwork was appreciated by us very much.

"POW WOW 1990" TEACHING SCHEDULE

<u>TIME</u>	<u>INSTRUCTOR</u>	<u>ROUTINE</u>	<u>LEVEL</u>
9:00 - 9:15	WARM-UP		
9:15 - 10:00	Joy Brindley	This Heart	INT.
10:00 - 10:45	Scott Wall	Principal's Office	INT. easy
10:45 - 11:30	Geneva Spivey	Ace In The Hole	INT. couples
11:30 - 12:30	Greg Dionne	Get Up	ADV. LINE
12:30 - 12:45	<i>Requests</i>		
12:45 - 1:30	Marge Callahan	Granfather's Clock	INT
1:30 - 2:15	Jan Bohley	The Race Is On	INT LINE
2:15 - 3:00	Sue & Tom Toor	Oklahoma Swing	INT. (2)COUPLES
3:00 - 3:45	Diana Allen	I Feel The Earth Move	INT+
3:45 - 4:15	Laura & Derald Grice	Go Down Swingin'	INT.+
4:15 - 5:00	Ed & Barbara Roush	Leave It Alone	INT. LINE
<hr/>			
5:00 - 7:00	DINNER BREAK		
<hr/>			
7:00 - 7:30	<i>Requests</i>		
7:30 - 8:00	Greg Dionne-----Canadian Steps-----		
8:00 - 8:30	<i>Requests/Review</i>		
8:30 - 9:00	Clog Down (Grandfathers Clock)		
9:00 - 9:30	Sue & Tom Toor -----Country Western-----		
9:30 - 10:30	<i>Requests/Review</i>		

INDIAN RIVER

"cloggers"

"PRESENT"

POW WOW
91'

Coming

April 20, 1991



Co-Sponsored by:
Brevard County Central Service
Sector- Island /Beach Recreation
Department, Kiwanis Island

THIS HEART

RECORD: COLUMBIA 38-73213 SWEETHEARTS OF THE RODEO 3:12
CHOREO: JOY BRINDLEY, CRACKER COUNTRY CLOGGERS, NEW SMYRNA BEACH
INTRO: WAIT 16 BEATS, LEFT FOOT
LEVEL: INTERMEDIATE
SEQUENCE: A, B, A, B, A, C, A, BRIDGE, A

PART BEATS STEPS CUES

"ELZIE"

A 32 DS DT(xif) DT(out) RS R(os) S(os) DS(xif)
L R R RL R L R

R(os) S(os) DS(xif)
L R L

"TRIPLE--DOUBLE BASIC KICK

DS DS DSRS turn 1/2 rt. DS DS RS KICK
R L R LR L R LR L

REPEAT ABOVE

"ADD TWO"

2 DS DS
L R

"TRAVEL & STRADDLE"

B 32 DS 1/4 1t(xif) H SWIVEL H SWIVEL DT(up)
L R LR R LR R

DS(xib) R(os) S 1/4 1t DT-OUT(heels) IN(heels) SL
R L R L RL LR R

"BASICS & ROCKING CHAIR"

DSRS DSRS DS BR(up) DSRS
L RL R LR L R R LR

REPEAT ABOVE

"WALKER/PULL"

16 DS Tch(os) DS Tch(os) DS PULL TOE 1/2 1t. S
L R R L L R R R

DSRS
L RL

REPEAT OPPOSITE FOOT AND DIRECTION

"ADD TWO"

2 DS DS
L R

34 REPEAT PART A

PART BEATS STEPS CUES

50 REPEAT PART B

34 REPEAT PART A

"MASTER CITIES"

C 16 DS H(xif) S DS H(xif) S DS H(xif) S RS BR SL
L R L R L R L R L RL R L

REPEAT OPPOSITE FOOT

"BOBBY"

8 DS BR(A) H H R(xif) S(xib)
L R L L R L

REPEAT OPPOSITE FOOT

"ADD TWO"

2 DS DS
L R

34 REPEAT PART A

"BASIC STEP KICK"

BRIDGE 4 DSRS S KICK Angle left
L RL R L

" 4 DS-BASIC STEP KICK"

16 DS DS DS DS DSRS S 1/2 rt KICK SL Angle lt
L R L R L RL R L R

REPEAT SAME FOOT --Angle lt.

32 REPEAT PART A Omit ADD TWO

ABBREVIATIONS:

- DS= Double step
- DT= Double toe
- DSRS= Double step rock step
- BR= Brush
- SL= Slide
- H= Heel
- TCH= Touch
- XIF= Cross in front
- XIB= Cross in back
- OS= Out to side
- A= Across

Service. We Guarantee It.™

ONE GREAT PERFORMANCE AFTER ANOTHER Giving a great performance takes more than talent. It also takes hard work, experience, and a wholehearted commitment to excellence. At First Union, we know what it takes to be the very best at what you do. We share the artist's commitment to excellence. And we salute the performing arts of our community.

FIRST UNION

First Union National Bank of Florida



**pick
a
dilly**

We're fresh!

We're fast!

We're very affordable!

Piccadilly Cafeterias

158 Merritt Square Mall

Merritt Island, FL

Phone 407-452-1532

**Serving Continuously from
11:00 am to 8:30 pm Everyday**

Full Take Out Service


Phone 452-7368

PRINCIPAL'S OFFICE

RECORD: #7-99137 Delicious Vinyl by Young M.C., 4:08
 CHOREO: Scott A. Wall; 5128 Daniell Ter; Jax, FL 32210; (904)779-0943
 INTRO : When he says "9 o'clock" you start dancing.
 LEVEL : Easy Intermediate

PART	TIMES	STEP	CUED
A	4	<u>STOMP</u> <u>DTS</u> <u>DTS</u> <u>RS(360° 1ft)</u> <u>P</u> <u>H-H-H</u> <u>P</u> <u>H-H-H</u> <u>L</u> <u>R</u> <u>L</u> <u>RL</u> <u>R L R</u> <u>L R L</u> -alternate feet	"STOMP DOUBLE"
B	1	<u>DTS</u> <u>RS</u> <u>DTS</u> <u>RS</u> <u>DTS</u> <u>DTS</u> <u>DTS</u> <u>HEEL(up,move 1ft)</u> "BASIC/TRIPLEHEEL" <u>L</u> <u>RL</u> <u>R</u> <u>LR</u> <u>L</u> <u>R</u> <u>L</u> <u>R</u>	
	1	<u>DTS</u> <u>RS</u> <u>RS</u> <u>RS(360° rt)</u> <u>R</u> <u>LR</u> <u>LR</u> <u>LR</u>	"CHAIN"
	1	<u>DTS(xif)</u> <u>TCH-SWIVEL</u> <u>TCH-SWIVEL</u> <u>TCH-SWIVEL(move rt)</u> <u>L</u> <u>R L</u> <u>R L</u> <u>R L</u>	"SWIVEL"
	1	<u>DTS</u> <u>DTS</u> <u>DTS</u> <u>RS</u> <u>R</u> <u>L</u> <u>R</u> <u>LR</u>	"TRIPLE"
	1	<u>DTS</u> <u>DTS</u> <u>R</u> <u>HEEL(if,takes weight,turn toe out&in)</u> <u>STEP</u> "WIGGLE-" <u>L</u> <u>R</u> <u>L</u> <u>R</u> <u>L</u> <u>WIGGLE"</u>	
	1	<u>STOMP</u> <u>DTS</u> <u>DTS</u> <u>RS</u> <u>R</u> <u>L</u> <u>R</u> <u>LR</u>	"STOMP DOUBLE"
	1	<u>DTS</u> <u>DTS(xif)</u> <u>DTS(move 1ft)</u> <u>STEP(½ rt)</u> <u>L</u> <u>R</u> <u>L</u> <u>R</u>	"3 & STEP"
	1	REPEAT ALL OF ABOVE	
C	1	<u>DT</u> <u>H(if)-T(ib)</u> <u>H(if)-T(ib)</u> <u>H(if)-T(ib)</u> <u>H(if)-T(ib)</u> "RECESS" <u>L</u> <u>R</u> <u>L</u> <u>L</u> <u>R</u> <u>L</u> <u>L</u> <u>R</u>	
		& 1 2 3 4	
	1	<u>STOMP</u> <u>DTS</u> <u>DTS</u> <u>RS(½ rt)</u> <u>R</u> <u>L</u> <u>R</u> <u>LR</u>	"STOMP DOUBLE"
	1	REPEAT ALL OF ABOVE	
D	2	<u>DI(back)</u> <u>DTS</u> -alternate feet <u>L</u> <u>L</u>	"FLEA FLICKER"
	1	<u>DI</u> <u>SL(feet apart)</u> <u>SL(together)</u> <u>SL(apart)</u> "SLIDE APART" <u>L</u> <u>LR</u> <u>LR</u> <u>LR</u>	
		<u>SL(together)</u> <u>SL(apart)</u> <u>SL(together)</u> <u>SL(lift rt)-move 1ft</u> <u>LR</u> <u>LR</u> <u>LR</u> <u>L</u>	
	1	REPEAT ALL OF ABOVE ON OPPOSITE FOOT	

SEQUENCE: A-B-A-B-A-C-D-B-½B(don't turn on 3&step)-A-do 2 heels


Working For You,


Stevens Worldwide, Inc.

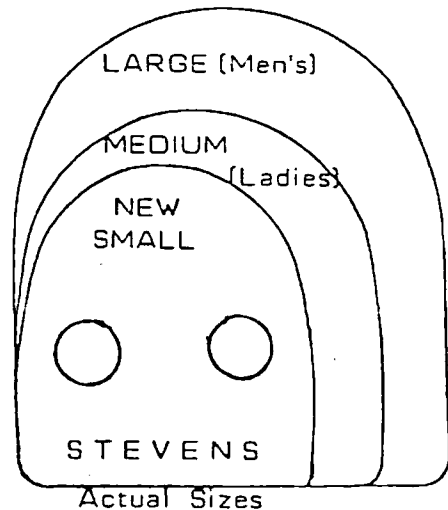
P.O. BOX 112

CALL TOLL FREE 1-800-722-8040


MERCER PA 16137



Buck Taps



QUALITY TAPS & VIDEO TEACHING TAPES



DAIRY QUEEN*

WELCOMES YOU

Cloggers



Double Toe Down to Dairy Queen

B & H
ENTERPRISES

CLOGGING SUPPLIES

SWEAT SHIRTS / PANTS

LEATHER GOODS

CLUB "T" SHIRTS

HOMEMADE CANDY

JACKETS

STEVENS STOMPERS TAPS

SUSPENDERS

PROMENADER SHOES

B & H
P.O. BOX 1638
Reidsville GA. 30453
Buzz & Helen Ruls
912-557-6970

Do you need someone to listen?

Circles of Care will listen.

At Circles of Care, we will listen to you. We will work with you to help you resolve any difficulties that are keeping you from a happy and satisfying life. Our professional staff of marriage and family therapists and counselors are trained to help you cope with the challenges life can bring, especially when you're least expecting it. Our staff consists of specialists in psychological assessment, marriage and divorce counseling, child psychology and substance abuse rehabilitation.

Our programs and services for those who suffer from depression, stress, anxiety, marital and family difficulties and chemical dependency are available at any one of our Circles of Care centers throughout Brevard.



Our counselors and therapists will give you one on one support and counseling, they'll listen and provide advice and understanding. We also offer child counseling, psychological evaluation, intervention, public education and emergency services.

Call the Circles of Care nearest you today and begin the road to recovery that can help you rediscover the peace and happiness you deserve.



Melbourne
723-3910

Rockledge
632-9480

Indialantic
984-5394

Titusville
269-5400

ACE IN THE HOLE

Intermediate:
Couples Dance

RECORD: MCA - George Strait

CHOREO: Geneva Spivey & Virginia Gaskel,
Bass Kountry Cloggers (Palatka, FL)

INTRO: 16 Beats - Face Front 8 Beats - Turn to Face partner on
next 8 Beats - Start: Left Foot

<u>BEATS</u>	<u>TIMES</u>	<u>PART A</u>	<u>Cued As</u>
32	1	$\frac{DTS}{L}$ $\frac{DTS}{R}$ $\frac{RS}{LR}$ $\frac{RS}{LR}$	"Fancy Double"
	1	$\frac{DTS}{L}$ $\frac{TCH(OTS)}{R}$ $\frac{TCH(XIF)}{R}$ $\frac{TCH(OTS)}{R}$	"Outhouse"
	1	$\frac{DTS}{R}$ $\frac{TCH(F)}{L}$ $\frac{HEEL}{R}$ $\frac{TOE-HEEL}{L}$ $\frac{RS}{RL}$	"Charleston"
		$\frac{DTS}{R}$ $\frac{TCH(F)}{L}$ $\frac{HEEL}{R}$ $\frac{TOE-HEEL}{L}$ $\frac{RS}{RL}$	Turn diagonally right on 1st one & vice-versa on 2nd one

REPEAT ABOVE 16 BEATS - OPPOSITE
FOOTWORK

<u>BEATS</u>	<u>TIMES</u>	<u>PART B</u>	<u>Cued As</u>
32	1	$\frac{DTS}{L}$ (Turn 1/4 to face front) $\frac{BR-UP}{R}$	
		$\frac{DTS}{R}$ $\frac{BR-UP}{L}$	"Fontana"
	1	$\frac{DTS}{L}$ $\frac{RS(XIB)}{RL}$ $\frac{RS(XIF)}{RL}$ $\frac{RS(XIB)}{RL}$	"Fancy Push"
	1	$\frac{DTS}{R}$ $\frac{BR-UP}{L}$ $\frac{DTS}{L}$ $\frac{BR-UP}{R}$	"Fontanas"
	1	$\frac{DTS}{R}$ $\frac{DTS}{L}$ $\frac{RS}{RL}$ $\frac{RS}{RL}$	"Fancy Double"
	1	$\frac{DTS}{R}$ $\frac{RS(XIB)}{LR}$ $\frac{RS(XIF)}{LR}$ $\frac{RS(XIB)}{LR}$	"Fancy Push"
	1	$\frac{DTS}{L}$ $\frac{BR-UP}{R}$ $\frac{DTS}{R}$ $\frac{BR-UP}{L}$	"Fontanas"
	1	$\frac{DTS}{L}$ $\frac{DTS}{R}$ $\frac{RS}{RL}$ $\frac{RS}{RL}$	<i>Fancy Double</i>
	1	$\frac{DTS}{L}$ $\frac{DTS}{R}$ $\frac{DTS}{L}$ $\frac{DTS}{R}$	"Add Four"

<u>BEATS</u>	<u>TIMES</u>	<u>PART C</u>	<u>Cued As</u>
64	1	$\frac{DTS}{L}$ $\frac{SLUR/STEP}{R}$ (XIB) $\frac{DTS}{L}$ $\frac{SLUR/STEP}{R}$ (XIB)	Moving left
		$\frac{DTS}{L}$ $\frac{DTS}{R}$ $\frac{DTS}{L}$ $\frac{RS}{RL}$	"Triple"
	1	$\frac{DTS}{R}$ $\frac{SLUR/STEP}{L}$ (XIB) $\frac{DTS}{R}$ $\frac{SLUR/STEP}{L}$ (XIB)	Moving right
		$\frac{DTS}{R}$ $\frac{DTS}{L}$ $\frac{DTS}{R}$ $\frac{RS}{LR}$	"Triple"
	1	$\frac{DTS}{L}$ $\frac{DT}{R}$ (XIF) $\frac{DT}{R}$ (OTS) $\frac{RS}{RL}$	"Donkey"
		$\frac{DTS}{R}$ $\frac{DT}{L}$ (XIF) $\frac{DT}{L}$ (OTS) $\frac{RS}{LR}$	
	1	$\frac{DTS}{L}$ $\frac{ROCK}{R}$ (XIF) $\frac{STEP}{L}$ $\frac{DTS}{R}$ $\frac{ROCK}{L}$ (XIF) $\frac{STEP}{R}$	"Basics Rock Front"
	1	$\frac{DTS}{L}$ $\frac{ROCK}{R}$ (XIB) $\frac{STEP}{L}$ $\frac{DTS}{R}$ $\frac{ROCK}{L}$ (XIB) $\frac{STEP}{R}$	"Basics Rock Back"

REPEAT ABOVE 32 BEATS - SAME FOOTWORK

REPEAT PART A

REPEAT PART B

<u>BEATS</u>	<u>TIMES</u>	<u>PART D</u>	<u>Cued As</u>
48	1	$\frac{HEEL/STEP}{L}$ $\frac{HEEL/STEP}{R}$ $\frac{HEEL/STEP}{L}$ $\frac{HEEL/STEP}{R}$	(Moving FWD)
	1	$\frac{DTS}{L}$ $\frac{BR-UP}{R}$ $\frac{DTS}{R}$ $\frac{RS}{LR}$	"Rocking Chair"
	1	$\frac{DTS}{L}$ $\frac{DT}{R}$ (B) $\frac{TCH}{R}$ (B) $\frac{BR-UP}{R}$	
		$\frac{DTS}{R}$ $\frac{DT}{L}$ (B) $\frac{TCH}{L}$ (B) $\frac{BR-UP}{L}$	"Alabamas"
	1	$\frac{DTS}{L}$ $\frac{RS}{RL}$ $\frac{RS}{RL}$ $\frac{RS}{RL}$ (180° left to face back)	"Rocket"
	1	$\frac{DTS}{L}$ $\frac{DTS}{R}$ $\frac{DTS}{L}$ $\frac{RS}{RL}$	"Triple"

REPEAT ABOVE 24 BEATS - SAME FOOTWORK

REPEAT PART B

<u>BEATS</u>	<u>TIMES</u>	<u>ENDING</u>	<u>Cued As</u>										
4	1	<table border="0"> <tr> <td><u>DTS</u></td> <td><u>TCH(F)</u></td> <td><u>HEEL</u></td> <td><u>TOE-HEEL</u></td> <td><u>RS</u></td> </tr> <tr> <td><u>L</u></td> <td><u>R</u></td> <td><u>L</u></td> <td><u>R</u></td> <td><u>LR</u></td> </tr> </table>	<u>DTS</u>	<u>TCH(F)</u>	<u>HEEL</u>	<u>TOE-HEEL</u>	<u>RS</u>	<u>L</u>	<u>R</u>	<u>L</u>	<u>R</u>	<u>LR</u>	"Charleston"
<u>DTS</u>	<u>TCH(F)</u>	<u>HEEL</u>	<u>TOE-HEEL</u>	<u>RS</u>									
<u>L</u>	<u>R</u>	<u>L</u>	<u>R</u>	<u>LR</u>									

SEQUENCE AS WRITTEN: A, B, C, A, B, D, B, Ending

Geneva Spivey
 Bass Kountry Cloggers
 Rt. 1, Box 142-G-1
 Bunnell, FL 32110
 (904) 437-2801

ABBREVIATIONS:
 (XIF) Cross In Front
 (XIB) Cross In Back
 (F) Front
 (B) Back
 (OTS) Out to Side
 (RS) Rock-Step
 (BR-UP) Brush Up




HELEN SABO
Marketing Consultant

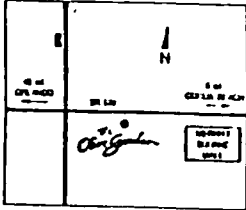
(407) 639-1176 895 Barton Blvd., Suite A
 FAX (407) 639-1027 Rockledge, FL 32955

LET A GREAT ITALIAN WINE AND DINE YOU.

At The Olive Garden, dinner is just what you'd expect from a great Italian. It's fresh home-made pastas, deliciously authentic entrees and winning combination platters. It's great wines you can enjoy by the glass. And best of all, it's all affordable. So come let a great Italian make your dinner—and your night.




ITALIAN RESTAURANT



Open Sun.-Thurs. 11:00 a.m. - 11:00 p.m.
 Fri.-Sat. 11:00 a.m. - 12:00 a.m.

205 East 520 Causeway
 Merritt Island, FL 32952
 (407) 459-0008



WHERE ALL THE BEST OF ITALY IS YOURS

STEVENS STOMPER TAPS

Buck Taps Available!

All taps in stock. Will ship immediately.



BUCK TAPS®

Marian & Bob Taylor
 (904) 829-3341
 193 State Road 16
 St. Augustine, FL 32804

Dee Jay Music Masters



Customized Music Played For Any Occasion

From Any Decade

Top 40 • Rock • Country • Big Band • Oldies

Synchronized Light System

Professional Quality
References Supplied

MIKE REED
(407) 783-8361

GET UP

ADY. LINE

RECORD: GET UP by TECHNOTRONICS

CHOREO: GREG DIONNE, PURE ENERGY, JACKSONVILLE, FL.

INTRO: WAIT 24 BEATS, START ON LEFT FOOT

PART	STEPS	"CUES"/(DIRECTIONS)
------	-------	---------------------

PART A:

STOMP DS(XIF) S DS(XIB) SL "TIME-STEP"
 L R L R

* TOE/BALL * TOE/BALL * TOE/BALL BALL/HEEL SL "GALLOP"
 L R L R L R L R L

DS/KICK(OTS) BALL(XIF)/BALL [DTS DTS(XIF)] OUT DOWN
 L R L R L R R
 +A1 + 2E+A3 + 4

DT(B) SKUFF * BR(B) BALL/BALL(XIF) BALL/KICK BALL/BALL
 R R L R L R L R L R
 +A5 E + A 6 + 7

HEEL(F)/BALL SL "GREG'S GOODY"
 L R L
 + 8

STOMP DT(OTS) RS(TURN 1/2 L) S SL "BREAKDOWN"
 L R RL R R

STOMP DS DSRS(TURN 1/4 L) "STOMP DOUBLE"
 L R LRL

DS DS SL KICK S SL "WOODALL"
 R L L R R R
 +1 +2 + 3 + 4

DS DS DSRS "TRIPLE"
 L R LRL

PART B:

DTB/BALL DTB/BALL CROSS/OUT RS T/SL DS DSRS "GET UP"
 R L R L R RL R L RLR

S TOE/BALL HEEL/BALL SKUFF * BALL/BALL KICK BALL/BALL "STEP ACROSS"
 L R L R L L R R L R]
 1 E + A 2 E + 3 + 4

S S(XIB) S S(TURN 1/2 L) "JAZZ TURN"
 L R L R

REPEAT ALL OF PART 'B', STARTING ON THE SAME FOOT TO FACE FRONT.

GET UP (CONT)

PART C:

DS STAMP RS (TURN 1/4 L) T/SL
L R RL R

"STAMP STEP"

DS DS RS RS
L R LR LR

"FANCY DOUBLE"
(MOVING L)

REPEAT 3 MORE TIME TO MAKE A BOX.

PART D:

DS SL TCH(OTS) TCH(XIF) S(OTS) SL(TURN 1/4 L) SRS DSRS "TCH AWAY"
L L R R R R LRL RLR

DS DS RS(TURN 1/4 L) SL SRS [DS DS T/SL] "M.J."
L R LR R LRL R L R

REPEAT STARTING ON SAME FOOT TO FACE FRONT.

PART D+:

DO PART 'D' THEN ADD THE FOLLOWING:

DO THE "TCH AWAY" TURNING 1/2 L INSTEAD OF A 1/4.

DO THE "M.J." TURNING 1/2 L INSTEAD OF 1/4 AND INSTEAD OF DOING A
[DOUBLE TOE SLIDE] DO A DOUBLE BASIC.

(YOU SHOULD END UP WITH YOUR WEIGHT ON THE LEFT FOOT.)

NOTES:

SEQUENCE: A, B, A, B, C, D, C, A, B, D+, B, B

ABBREY. USED IN DANCE

DS= DOUBLE STEP

BALL= BALL OF FOOT

* = HOP

DSRS= DOUBLE STEP ROCK STEP

A STEP WITH A "/" IN IT TELLS WHAT EACH FOOT IS DOING AT THE SAME TIME.

IF YOU HAVE ANY QUESTIONS, FEEL FREE TO WRITE OR CALL:

GREG DIONNE
10200 BELLE RIVE BLYD. #54
JAX., FL. 32256
(904) 646-4780

GRANDFATHER'S CLOCK

Level: INT.

RECORD: RALPH'S RECORDS CLOGCUE

CHOREO: Marge Callahan, Jacksonville, Florida

INTRO : Wait 8 Bts, start with left foot do 8 Toe/Heels

*** **

BEATS TIMES STEP PART A
8 (1) L R L R L&R
DS(OTS) DS(XIF) DS(OTS) ROCK(XIB) BO/HEEL(F)
&1 &2 &3 & 4 &

STOMP DS DSRs
5 &6 &7&8
"TRIPLE ROCK HEEL"

4 (1) L R R R
DS D(UP) D(UP) D(UP) Turn 1/2 Lt.
"BURTON AROUND"

4 (1) R L R
DS DS DSRs
"TRIPLE"

16 (1) REPEAT ABOVE 16 BEATS SAME FOOTWORK

32 (2) L R L R L R
DS(OTS) DS(XIF) DS(OTS) DS(XIB) DS(OTS) DS(XIF)
L (Moving left) "VINE & SHINE"
DSRs

R L L R R RL R
DS D(XIF) D(X) DS D(XIF) D(X) RS BR(UP)
ON REPEAT START WITH RIGHT FOOT AND MOVE RIGHT
*** **
CHORUS "TRIPLE SWING" *** ** **

16 (2) L R L
DS DS DSRs (Angle Lt.)
R R R R
BR(F) BR(B) BR(F) BR(B) (Straight leg BRUSH)
ON REPEAT START WITH RT. FOOT & ANGLE RT.

8 (1) L R L R LR LR "2 BASICS AND A FANCY"
DSRs DSRs DS DS RS RS

8 (2) L R L
D(B) BR(XIF) DSRs
"HARD STEP"

*** **
PART B "WIND THE CLOCK" *** ** **

8 (1) L R L R
DS(FWD) STEP STEP STEP (Turn 360 Rt.)

L R L
DS DS DSRs (Moving fwd)
"TRIPLE"

R L R
DSRSRSRS (PUSH BACK) DSRs DSRs (IN PLACE)
"PUSH BACK & BASIC"

8 (2) L R L R
DS STEP(XIB) DS BR(UP)
"BACK STEP BRUSH"

4 (1) L L R L
DS PIVOT 1/2 LT. STEP BR(UP)
"KARATE"

4 (1) L R LR LR
DS DS RS RS
"FANCY DOUBLE"

32 (1) REPEAT ABOVE 32 BEATS SAME FOOTWORK

*** **

GRANDFATHER'S CLOCK cont'd

* * * * *
BEATS TIMES STEP
 * * * * *

32 (1) REPEAT CHORUS
 64 (1) REPEAT PART A

* * * * * ENDING "PUSH LT. & RT."
 * * * * *

8 (2) L
 DRSRSRS (Move Lt.-Rt.)

8 (1) L R L R L R L R
 DS DS DRSRS DS DS DS HOP TCH(XIB)

* * * * *
 SEQUENCE: A CHORUS B CHORUS A ENDING
 * * * * *

* * * * *
 ABBREVIATIONS: DRSRSRS=Double toe step rock step. DS=Double toe step.
 D=Double toe. BO=Bounce. (XIF)=Cross in front. (XIB)=Cross in back.
 (OTS)=Out to side. (F)=Front. (B)=Back. RS=Rock step.(X)=Uncross.
 BR=Brush.TCH=Touch. DRSRSRS=Double toe step rock step rock step rock
 step.
 * * * * *

* * * * *
 Marge Callahan
 7224 Kivler Drive
 Jacksonville, Fl. 32210
 1-904=771-7987
 * * * * *

Special thanks to
 Scott Wall

THE RACE IS ON

THE RACE IS ON: SAWYER BROWN, CAPITOL RECORDS

2:52 MIN.

CHOREO: JAN BOHLEY, BANJOS, FIDDLES & FEET, PUNTA GORDA, FL.

INTRO: 8 BEATS

TIMES	STEP & DIRECTION	CUES
-------	------------------	------

PART A:

1	DS SL STEP SL STEP RS, DT(XIF) DT(OS) TOE HEEL SL L L R R L RL R R L(XIF) R	"MODIFIED MAGGIE"
---	--	-------------------

1	DS KICK(TURN ½ L) STOMP DR/SL L R L R	"KARATE KICK"
---	--	---------------

1	DS DS DS RS L R L RL	"TRIPLE"
---	-------------------------	----------

REPEAT ALL THE ABOVE OPPOSITE FOOTWORK & DIRECTION

1	DS DS L R	"ADD TWO"
---	--------------	-----------

CHORUS:

1	DS DS DS DT(XIF) DS RS RS RS(TURN 360 LEFT) L R L R R LR LR LR	"COWBOY"
---	---	----------

1	DS DR/SL DR STEP RS STOMP DS DS RS L L L R LR L R L RL	"PULLEY & STOMP DOUBLE"
---	---	----------------------------

REPEAT ALL THE ABOVE OPPOSITE FOOTWORK & DIRECTION

1	DS DS L R	"ADD TWO"
---	--------------	-----------

PART B:

4	DS DS(XIB) ROCK(¼ LEFT) STEP & KICK STOMP DS RS RS L R L R L L R LR LR	"ROUND-UP"
---	---	------------

1	DS DS L R	"ADD TWO"
---	--------------	-----------

REPEAT: PART A, CHORUS, B, CHORUS

<u>ENDING:</u>	DS RS DS RS DT(XIF) DT(OS) TOE HEEL L RL R LR L L R(XIF)
----------------	---

JAN BOHLEY, BANJOS, FIDDLES & FEET

501 SABAL PALM LN, PUNTA GORDA, FL 33982

ELEVENTH ANNUAL

Sponsored by
J-VILLE CLOGGERS
Sanctioned by FCC



FRI - 1PM-11PM
SAT - 9AM-11PM

OCT. 5 & 6, 1990

THEME: CLOGGING - A SOUTHERN TRADITION

CIVIC AUDITORIUM
300 West Water Street
Jacksonville, Florida

WORKSHOPS: BEGINNER - INTERMEDIATE - ADVANCED - BUCK STEPS
SYLLABUS, RECORDS, VENDORS, AWARDS, EXHIBITIONS

PLAQUES PRESENTED TO:

EXHIBITION GROUP: TRAVELING LONGEST DISTANCE
EXHIBITION GROUP: WITH MOST MEMBERS
INDIVIDUAL CLOGGER: TRAVELING LONGEST DISTANCE
YOUNGEST CLOGGER: EXHIBITIONING
OLDEST CLOGGER: EXHIBITIONING

EARLY REGISTRATION PRIOR TO 9-15-90

AT DOOR

DANCER -- ADULT	\$17.00	\$22.00
DANCER -- 12 YRS & UNDER	\$12.00	\$17.00
SPECTATOR	\$ 6.00	\$ 8.00

GUEST INSTRUCTORS -- Look for future announcements

HOTEL: THE JACKSONVILLE HOTEL

Local: 398-8800
Florida: 1-800-327-0131
Outside Florida: 1-800-332-9001

RATES: \$ 45.00 -- Double/Double & King -- Rollaways available
\$ 69.00 -- Jr. Suite -- Sleeps 4
\$104.00 -- One Bedroom Suite -- Sleeps 6
\$120.00 -- Two Bedroom Suite -- Sleeps 8

FOR MORE INFORMATION: PHONE -- 904-642-4222

All tickets will be held for pickup at the door. All Instructors/Directors wishing to teach or exhibition must send a written request in advance to SALLY THOMPSON, 1560 Grove Park Blvd., Jacksonville, FL 32216

OKLAHOMA SWING

Choreography: Sue & Tom Toor, Sunshine Cloggers of Maitland, Fl
 Level: Intermediate Two Couple Dance (Circle-4)
 Artist: Vince Gill & Reba McEntire, MCA Records, MCA-53780

Wait 16 Beats
 Begin with Line Facing Audience
 Start Left Foot

Part A

L L RL L RL
 DS SLIDE RS SLIDE RS


TRIPLE BASIC TURNING LEFT (SOL)

L R R L L R R L L R L RL
 DS DS(XIF) SLIDE STEP DRAG STEP SLIDE STEP DRAG STEP DS RS

REPEAT ABOVE SEQUENCE (ALTERNATE FOOTWORK)

THREAD THE LINE 4 TRIPLE BASICS (SOL)

CIRCLE LEFT 1 TIME 4 TRIPLE BASICS (SOL)



Part B

UNDER ARM TURN TRIPLE BASIC (SOL)

PULL BY TRIPLE BASIC (SOR)

SWING PARTNER 2 TRIPLE BASICS (SOL)

SWING CORNER 2 TRIPLE BASICS (SOL)

SWING PARTNER 2 TRIPLE BASICS (SOL)

Part C

CLOVER LEAF 2 TRIPLE BASICS (SOL)

CIRCLE LEFT AROUND 4 TRIPLE BASICS (SOL)

PULL THRU TO PLACE 2 TRIPLE BASICS (SOL)

VINE LEFT (SOL)

R R LR R LR MOVING FORWARD + VINE SEQUENCE
 DS SLIDE RS SLIDE RS

TRIPLE BASIC (SOL)

REPEAT VINE SEQUENCE (ALTERNATE FOOTWORK & DIRECTION)

OKLAHOMA SWING (CON'T)

Part D

GEORGIA RANG-A-TANG

12 TRIPLE BASICS

Both gents face your corner girl and join right hands with her. From this position the gents are going to walk a figure eight pattern around the girls. Gents, as you make the figure eight, turn the girls, first your corner then back to your partner by the left. The sequence should be as follows:

TURN YOUR CORNER	2 TRIPLE BASICS	(SOL)	
TURN YOUR PARTNER	2 TRIPLE BASICS	(SOL)	
TURN YOUR CORNER	2 TRIPLE BASICS	(SOL)	
TURN YOUR PARTNER	2 TRIPLE BASICS	(SOL)	
SWING YOUR CORNER	2 TRIPLE BASICS	(SOL)	
SWING YOUR PARTNER	2 TRIPLE BASICS	(SOL)	
MOUNTAINEER LOOP	4 TRIPLE BASICS	(SOL)	
THREAD TO A LINE	4 TRIPLE BASICS	(SOL)	

BRIDGE

CALIFORNIA TWIRL	FANCY DOUBLE	(SOL)
L RL R LR		
DS RS DS RS		

SEQUENCE: A, B, C, B, B, BRIDGE, D

SOL => START ON LEFT FOOT
 SOR => START ON RIGHT FOOT

QUESTIONS ??? CONTACT: Sue & Tom Toor
 3634 Econlockhatchee Tr.
 Orlando, Fl 32817

Ph. (407) 679-1709



The management and staff of
DENNY'S in Merritt Island
would like to offer a warm
welcome to all Cloggers during

POW WOW 90'

Features: Mother Butler Pie:
Old Fashioned Home Style Cooking

You'll Like Our Prices.
You'll Love Our Food.™
24 Hours A Day.

**YOU'LL LIKE OUR PRICES.
YOU'LL LOVE OUR FOOD.
24 HOURS A DAY.™**


CocoJo's



RESTAURANT
and
COCKTAIL LOUNGE

1275 N. Atlantic Ave., Cocoa Beach, FL 32931
(407) 868-0434

(407) 269-6849
FL WATTS: (800) 633-0514



PRO LINE
ENTERPRISES, INC.
CUSTOM BUILT TRAILERS
TRANSPORT SERVICE

RANDY OSLEY
President
(407) 636-3258 Residence

7645 S. U.S. #1
(Bellwood)
Titusville, FL 32780



Earth Day
22 April 1990

Who says you can't change the world?

TOGETHER WE CAN DO IT!

Begin with SHAKLEE Biodegradable Household Cleaners. They're safe, non-polluting, and contain no toxic fumes, solvents or harmful phosphates. And, since they're concentrated, there's less packaging for disposal.

HARRIMAN ENTERPRISES, INC.
225 Parnell Street
Merritt Island, FL 32953
1-800/780-8482
407/452-0260



7th Annual Sunshine Cloggers PIRATE'S BALL

AUGUST 10 & 11 1990

Expo Centre
500 West Livingston Street
Orlando, Florida

**A CLOGGING AND COUNTRY/WESTERN
WORKSHOP AND DANCE**

Fri. 7 - 10 PM Sat. 9AM - 10:30PM

Exhibitions — Costume Competition

Treasure Chest Competition

Vendors — Syllabus — Afterparty

For Information Contact:
Sue and Tom Toor
P.O. Box 520563
Longwood, Florida 32752-0563
(407) 695-6437 or (407) 834-8255

Portion of overall proceeds to
benefit Ursula Sunshine Child
Abuse Prevention, Inc. program.

I FEEL THE EARTH MOVE

RECORD: Martika, Columbia 38-68996
 CHOREO: Diana Allen, Black Creek Cloggers, Middleburg, Fl
 Greg Dionne, Pure Energy, Jacksonville, Fl
 INTRO: 16 Beats - Start with Right Foot

INTRO DI ICH DI ICH DI ICH H SL "Burton's Swivel"
 R R R R R R R L

Hop on left foot when doing touches and swivel

DTSRS DTS TOE/SL TURN 1/4 RIGHT ON BASIC
 R L R

DTS DR STEP(F) SL STEP(B) STAMP "Dionne"
 L L R R L R

ON FIRST STEP-KEEP WEIGHT ON R FOOT-STEP BEHIND ON L-KEEP WEIGHT ON L
 AND PICK UP RIGHT AND STAMP BEHIND

STOMP DTS DTS TOE/SL TURN 1/4 RIGHT ON STOMP
 R L R L

REPEAT ABOVE SEQUENCE BUT OMIT LAST 4 BEATS AND ADD

STEP STEP STEP STEP STEP PAUSE
 R L R L R

PART "A" DTS BO H/B PAUSE BO H/B SL DTSRS DTSRS
 L LR L/R & LR R/L L R L

&1 & 2 & 3 & 4
 CLAP HANDS ON BOUNCE-LEFT ARM UP RIGHT DOWN ON H/B
 CLAP HANDS ON BOUNCE-RIGHT ARM UP LEFT DOWN ON H/B
 HANDS ON HIPS FOR 2 BASICS

DT RS DT RS TOE/SL DTS DTS R STEP SL STAMP
 R RL R RL R L R L R R L

STOMP DTS(XIF) STEP RS DTS DTSRS KICK DTS DTS DTSRS
 L R L RL R L R R L R

(4X) *DTS DT HOP ICH* "Modified Canadian Basics"
 L R L R (Turn 1/4 L on each basic)

STEP STEP STEP STEP STEP PAUSE
 L R L R L

PLEASE NOTE A* OMTS THE 4 BASICS
 A** OMTS THE STEPS AND ADDS

R STEP R STEP R STEP R
 L R L R L R L

DON'T WORRY IT'S EASY, THE MUSIC CUES YOU

I FEEL THE EARTH MOVE(cont'd)

PART "B" DTS DTS(XIB) R(Turn 1/4 L) S SL S R S(Turn 1/2 L) DTS DTSRS
 L R L R L L R L R L

DT(A) DT(O) R S(XIF) TOE/SL DTS T/B T/B T/B T/B DTS (1/4 R)
 R R R L R L R/R L/L R/R L/R R

REPEAT ABOVE SEQUENCE TO FACE FRONT

PART "C" STEP SL RS STEP SL RS (Move Forward-"Skate") STOMP DTS DTSRS
 L L RL R R LR L R L

DO ABOVE SEQUENCE 4 TIMES TURNING 1/4 RIGHT ON STOMP DOUBLE
ALTERNATE FOOTWORK

SEQUENCE: A*, B, A, B, C, A**, INTRO, B, C,

ENDING 1/2 A - END WITH STAMP

 1/2 A - END WITH STAMP

 B

 A* OMIT STEPS ADD R STEPS IN A**

 4 CANADIAN BASICS - START WITH RIGHT FOOT AND TURN RIGHT

 INTRO (3X) TURN ON BASIC TOE/SL ONLY

 PUNCH FORWARD WITH RIGHT HAND LEFT BACK

 LEFT HAND UP-RIGHT HAND DOWN ON ANGLE

DO NOT BECOME CONFUSED BY THE ENDING - JUST DO THE STEPS IN EACH PART AND IT WILL
WORK OUT OKAY.

DT	- Double Toe	RS	- Rock Step
DTS	- Double Toe Step	BO	- Bounce
DTSRS	- Double Toe Step Rock Step	H/B	- Heel/Ball
TCH	- Touch	T/B	- Toe Ball
SL	- Slide	XIF	- Cross in Front
(A)	- Across	(O)	- Out

IF YOU HAVE ANY QUESTIONS AT ALL, PLEASE DON'T HESITATE TO WRITE OR CALL.

Diana Allen
3880 SR 16 W
Green Cove Springs, Fl 32043
(904) 529-9592

Greg Dionne
(904) 646-4780

SPECIALTY RECORDS & SUPPLIES

P.O. BOX 335 • LARGO, FL 34649

8300 ULMERTON ROAD - UNIT A-11 - LARGO, FL 34641

ORDER **1-800-882-DANCE** TOLL FREE
PROMPT COURTEOUS MAIL ORDER SERVICE



VARIABLE SPEED PHONO AMPLIFIERS - CUSTOM RECORD & CASSETTE CASES
SPEAKERS-MICROPHONES-NEEDLES-RECORD SLEEVES & INDEX CARDS
KEY CHAINS & BELT BUCKLES - SING-A-LONG TAPES
TAPS - SHOE ANVILS - BOOKS - SYLLABUS
BUMPER STICKERS
DIPLOMAS



OVER 80,000 RECORDS IN STOCK FOR CLOGGING, SQUARES, ETC.
MANY HARD - TO - GET AVAILABLE - FREE SEARCH SERVICE

ASHTON * ARTISTIC TECHNOLOGY * HAMILTON ELECTRONICS SOUND SYSTEMS

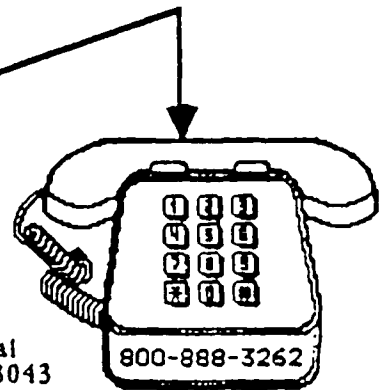
.....
NOW AVAILABLE!!! NADY AND TELEX WIRLESS MICROPHONES



Call Now
Don't Wait !!!
Use Our New
Toll Free Number !!!

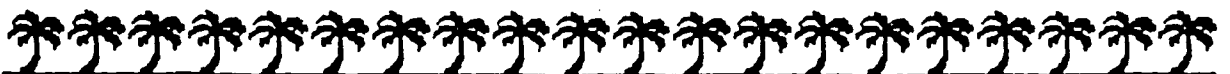


IF YOU
NEED IT, CHANCES
ARE WE HAYE IT.
IF WE DON'T HAYE IT,
CHANCES ARE WE CAN GET
IT FOR YOU.
YOU'LL LOVE OUR
COURTEOUS
SERVICE !!!



Local
813 535-3043

800-888-3262



Chicago Title 

**BECAUSE
YOU DESERVE
THE BEST**

**CHERYL M. LANGE, C.L.C.
ESCROW OFFICER/CLOSING MANAGER**

**CHICAGO TITLE INSURANCE COMPANY
670 NORTH COURTENAY PARKWAY
SUITE 2
MERRITT ISLAND, FLORIDA 32953-4899
(407) 452-4500**

**BEVERLY B. ADAMS
SENIOR ESCROW CLOSER**

**KAREN S. BAILEY
SENIOR ESCROW CLOSER**



GO DOWN SWINGIN'

MUSIC: WILD ROSE-UNIVERSAL RECORDS, #UVL66033

CHOREO: Laura & Derald Grice

Wait 8 beats - Start left foot

PART	STEPS	DIRECTIONS
A	DTS DT(xif) DT(ots) RS RO DTS(xif) RO DTS(xif) L R R R R R L L	MODIFIED JOANN
	DTS DTS DTS DTS R L R L	TURN 1/2 LEFT
	DTSRS DTSRS R L	
	<u>REPEAT ABOVE ON OPPOSITE FOOT</u>	

CHORUS	DTSRS PAUSE SL DR SL* L RL L L L R &1&2 & 3 & 4	FIREBALL* (kicking rt foot behind)
	STEP BL(xif) BL(b) BL(ots) BL(f) TOE SL R L R L R L L	SWINGER
	DTS DTS DTSRS R L R LR	TRIPLE BASIC
	STEP BL(xif) BL(b) BL(ots) BL(f) TOE SL L R L R L R R	SWINGER
	DTS DTS DTS BR-UP T/H T/H T/H T/H L R L R R L R L	TRIPLE BRUSH(FWD) TOE HEEL BACK
	DTSRS PAUSE SL DR SL R LR R R R &1&2 & 3 & 4	FIREBALL
	STEP BL(xif) BL(b) BL(ots) BL(f) TOE SL L R L R L R R	SWINGER

B	DTS(b) BR-UP TCH(xif) TCH(ots) L L L L	HARD STEP TOUCH
	DTS HEEL HEEL R/S BR-UP L R L RL R	HEEL WALKER
	DTS DT(xif) DT(ots) R/S R HEEL FLAP ST(b)turn 1/4 left R L L LR L R R L	J-STEP
	ST(ots) ST ST/SL R L R	

REPEAT ALL OF ABOVE SAME FOOT WORK

REPEAT CHORUS

C	DTS DTS DTS PAUSE SRS DTS DTS DTS L R L RLR L R L	TURN 360° RT ON SRS TRIPLE TURN
	DTS TCH(f) T/H T/H DTS RS KICK KICK R L L R L RL R R	CHARLES STEP

REPEAT ALL OF ABOVE SAME FOOT WORK

GO DOWN SWINGIN' (cont'd)

PART	STEPS								DIRECTIONS
REPEAT CHORUS									
END	DTS	SLUR	DTS	BR-UP	DTS	SLUR	DTS	BR-UP	SLUR BRUSH
	L	R	L	R	R	L	R	L	
	DTSRS	PAUSE	SL	DR	SL				FIREBALL
	L RL		L	L	L				
	&1&2	&	3	&	4				
	STEP	BL(xif)	BL(b)	BL(ots)	BL(f)	TOE	SL		SWINGER
	R	L	R	L	R	L	L		
	DTS(xif)								
	R								

ABBREVIATIONS :

- R - ROCK
- RS - ROCK STEP
- RO - ROCK OUT
- DR - DRAG
- SL - SLIDE
- BL - BALL
- BR - BRUSH
- ST - STEP
- DT - DOUBLE TOE
- R/S - ROCK STEP
- T/H - TOE HEEL
- DTS - DOUBLE TOE STEP
- TCH - TOUCH
- DTSRS - DOUBLE TOE STEP ROCK STEP
- (ots) - out to side
- (xif) - across in front
- (f) - front
- (b) - back

ANY QUESTION PLEASE CALL:
 Derald or Laura Grice
 340 Lake Court
 W. Melbourne, FL 32904
 407-984-4077

LEAVE IT ALONE

RECORD: THE FORESTER SISTERS, WARNER BROS. 7-22773-A
 CHOREO: ED AND BARBARA ROUSH, SURF COUNTRY CLOGGERS
 INTRO: WAIT 16 BEATS, LEFT FOOT

INTERMEDIATE LINE
 3:01 MINUTES

PART	STEP	DIRECTIONS
A	DTS DTS STOMP STOMP DRAG SLIDE L R L R L-R L-R	"SIMONE STOMP"
	DTS DTS DTS KICK (MOVING FORWARD) L R L R	"TRIPLE KICK"
	DT(BACK) STEP DT(BACK) STEP R R L L	"SLAP BACKS"
	DTS DTS DTSRS (MOVING BACK) R L RLR	"TRIPLE BACK"
REPEAT ALL OF THE ABOVE, SAME FOOTWORK		
C-1	DTS BR(XIF) DT HEEL(OTS) SWITCH STOMP PAUSE L R R R L-R L-R	"SCOTTY"
	STOMP DTS DTSRS(TURNING 360 RIGHT) R L RLR	"STOMP DOUBLE"
	DTSRS DTSRS DTS DTS DTSRS LRL RLR L R LRL	"BUCKAROO"
B	DTS KICK DTS KICK DTS DTS DTS KICK R L L R R L R L	"KICKER"
REPEAT PART "A"		
C-2	REPEAT PART "C-1" REPEAT PART "C-1" AGAIN WITH OPPOSITE FOOTWORK AND TURN	
D	DTS SLUR STEP DTS DTSRS KICK DTSRS (MOVING LEFT) L R R L RLR L LRL	"EDDIE"
REPEAT ABOVE MOVING RIGHT, OPPOSITE FOOTWORK		
	DTS SLUR STEP HOP(1/4 LEFT) SRS DTS DTS DTSRS L R R R LRL R L RLR	"HOPPING JOHN"
REPEAT "HOPPING JOHN" 3 MORE TIMES TO MAKE A BOX		
REPEAT "C-2"		
INTER- LUDE	DTS KICK(1/4 LEFT) DTSRS L R RLR	"SALLY"
REPEAT "SALLY" 3 MORE TIMES TO MAKE A BOX		

LEAVE IT ALONE CONT.
PAGE 2

E	DTS	SLUR	STEP	DTS(1/4 LEFT)	RS	"SLUR BASIC"
N	L	R	R	L	RL	
D						
I	DTS	KICK	DTS	DTS		"FANCY SALLY"
N	R	L	L	R		
G						

REPEAT "SLUR BASIC AND FANCY SALLY" 3 MORE TIMES TO MAKE BOX

FOR INFORMATION, PLEASE WRITE OR CALL:

ED OR BARBARA ROUSH
1336 MOLLIE ROAD
DAYTONA BEACH, FL 32114
(904) 254-8867


P & H ENGRAVERS

« (Recently relocated to Michigan) »

P. O. Box 87183
Canton, Michigan 48187
Telephone 1-800-441-9844

**LOGOS - HOT STAMPING - MULTIPLE COLORS
BADGES AND DISCS MADE FROM YOUR SKETCH**

Ask about our inventory of discs.
FREE ESTIMATES - WRITE FOR CATALOG



(407) 452-5170

Twice as Nice, Inc.
CONSIGNMENT BOUTIQUE

160 McLEOD STREET
MERRITT ISLAND, FL 32953

LEE ORRISON

CLOGGING AND BUCK DANCING VHS VIDEOTAPES

Instruction by Steve Smith, nationally-renowned teacher of clogging. Known for his ability to simplify and break down clogging movements into teachable sequences, Steve has made quality instruction on VHS available to all.

Check tapes desired below:

- _____ Beginner Clogging 2 Hrs \$50
- _____ Intermediate Clogging 2 Hrs \$50
- _____ Advanced Clogging 2 Hrs \$50
- _____ Beginner Buck 2 Hrs \$50
- _____ Intermediate/Advanced Buck 2 Hrs \$50
- _____ 50 Hot Buck Steps 2 Hrs \$50
- _____ Freestyling For Competition 90 Min \$50
- _____ Double Doubles, Skuffits, & Triplets The Basics \$50
- _____ Double Doubles, Skuffits, & Triplets Advanced Steps \$50



___ LINE DANCES # 1

- (Int +) High Horse
- (Int) Cajun Moon
- (Int) Betty's Bein' Bad
- (Int) You're The One That I Want
- (Beg +) Toot-Toot
- (Beg +) Get Back To The Country

___ LINE DANCES # 2

- (Beg +) Tennessee Flattop Box
- (Int) Mountain Dew
- (Int) Some Old Side Road
- (Beg +) Break My Stride
- (Int) No Steel Guitar Rag
- (Int +) Out Of My Dreams & Into My Car

___ LINE DANCES ROCK & ROLL

- (Beg +) Do You Love Me
- (Int) Pretty Little Angel Eyes
- (Int) Birth of Rock 'N Roll
- (Int +) Mony Mony
- (Int) Maybelline
- (Beg +) Bad Moon Risin'

Includes cue sheets, step breakdown, and cueing of entire dance with steps. Music is included on all tapes except Line Dance tapes due to copyright laws.

ANY 3 TAPES ABOVE FOR \$125 ADD \$15 FOR TEACHING TAPE

HOW I TEACH CLOGGING: A TAPE & MANUAL FOR TEACHERS-TO-BE

This tape and 50-page manual is designed to provide you with all the tools you need to recruit students, teach sound fundamentals, and keep local interest in clogging at a high. Step-by-step lesson plans are provided for your ten-week beginner class with cue sheets and outlines.

_____ Teachers Tape and Manual 2 Hrs \$65

Name _____
 Address _____

 Telephone _____
 Total Enclosed _____

Mail To: Steve Smith
 3363 Iron Works Pike
 Georgetown, KY 40324
 (502) 863-6667

Allow 1-2 weeks for delivery
 Add \$3 per tape for postage & handling

SOMETIMES YOU'VE GOTTA
BREAK THE RULES. 



Buy one WHOPPER® sandwich, get another WHOPPER® free
Please present this coupon before ordering.
Limit one coupon per customer. Not to be used
with other coupons or offers. Void where pro-
hibited by law. This offer expires 4-23-90.
Good only at:

380 E. MERRITT ISLAND CSWY., M.I.
1455 N. COURTENAY PKWY., M.I.

SOMETIMES YOU'VE GOTTA
BREAK THE RULES.



★ Friendly Service ★ Gift Certificates
★ Layaways ★ Great Selection



Dancin' Duds

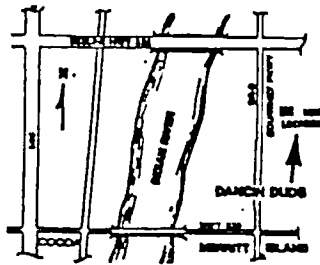
1450 N. Courtenay Pkwy., Suite 13B
Merritt Island, FL 32953
(407) 452-1899

Central Florida's most complete dance wear shop

DANCIN' DUDS HAS EVERYTHING FOR THE CLOGGER:

*Steven Stomper Taps, Shoes, Dresses, Skirts,
Blouses, Dresses, Mens' Shirts, Pants, Belts,
Petticoats, Pettipants, Clogging Accessories*

MONDAY - SATURDAY: 10 a.m. - 6 p.m.
(Closed Sunday)



Voted Brevard's BEST SPECIALTY SHOP 3 consecutive years!

DR. CHARLES E. CHAMAS

Specializing In:

**PODIATRY
FOOT SURGERY
COMPLETE FOOT CARE**

**150 East Columbia Lane
Cocoa Beach**

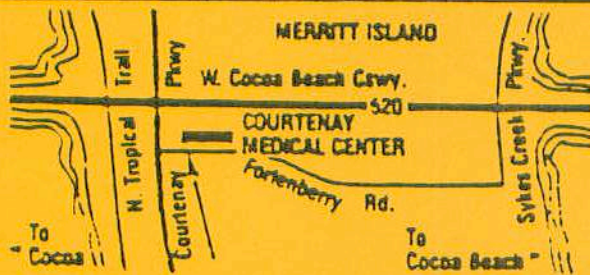
**Office Hours
By Appointment**

**TELEPHONE
783-2702**

CONVENIENT MEDICAL CARE FOR MINOR EMERGENCIES

At Cape Canaveral Hospital's
walk-in medical centers

COURTENAY MEDICAL CENTER

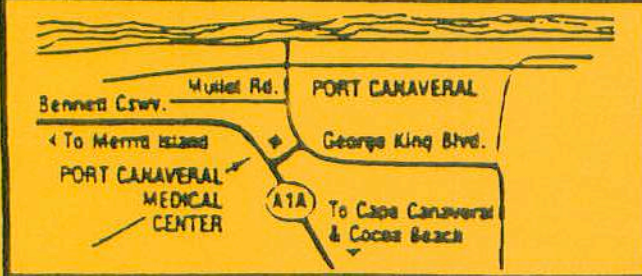


Kenneth J. Naditz M.D.
30 Fortenberry Road
Merritt Island

MON-SAT 8:30 am-5 pm

453-2267

PORT CANAVERAL MEDICAL CENTER



Vernon R. VanVonderen M.D.
677 George King Blvd.
Port Canaveral

SUN-FRI 8:30 am-5 pm

783-9444

- MINOR ILLNESSES AND INJURIES
- PHYSICALS
- ON-SITE LAB, X-RAY, EKG
- INDUSTRIAL MEDICINE

NO APPOINTMENT NECESSARY

