

INDIAN RIVER CLOGGERS POW WOW 97'





Try to guess what we look like today!



We love to clog! and have come a long way




WELCOME AND THANK YOU

Welcome! Welcome! Welcome! to the Indian River Cloggers Eleventh "POW WOW". The Indian River Cloggers would like to thank you for your support and helping us reach number ELEVEN of our Workshops. We know you are our "special friends" and POW WOW **Eleven is So Fine** cause you are Here..... But before we begin..... Plan Now for NUMBER TWELVE.....

Our Instructors and choreographers are better than ever this year. We would like to say an extra special **THANK YOU** to each of them and the clubs that exhibition this year.

Diana Allen	Ancient City Cloggers	St. Augustine, FL
Marge Callahan	Fellowship Cloggers,	Jacksonville, FL
Claudia Collier	Home Cookin/C.C. Express	Savannah, Ga
Jamie Conn	Clogging Connection	Riverview, FL
Greg Dionne	Pure Energy	Jacksonville, FL
Diane Wells	Pazzaz/Southern Pride	Gray, GA
Lisa Marsh	Fundamental Rhythm Cloggers	Tequesta, FL
Kathy Johnson	Suwannee Stompers	Live Oak, FL

A special thanks to the following Committee Chairmen:



Dave Wilson
Bookkeeping



Elaine Scotti
Ribbons



Carl Tillen
Door Committee



Anita Wood
Concessions Committee



"I know that step is not in this routine!"
Marge Callahan
Proof Reader



Bob Howard/Sandy Redfern
Syllabus Committee

Also a very special thanks to all the members and friends of the Indian River Cloggers , who have worked on various committees these Eleven years and put forth all the extra effort required to make this "POW WOW" a most enjoyable weekend for everyone. You deserve a standing ovation . Without youthis POW WOW would be impossible.

Have a Good Day

Sandy Redfern
Sandy Redfern

"POWWOW" Chairman



This Syllabus is extra special to us. Try and match the "Baby" with the Clogger and receive special surprises's throughout Saturday.



I want to go
to POW WOW !



Who am I?
I love to clog too!



You'll
love this POW WOW!





**All
of these babies worked hard
to make POW WOW 1997 the best ever!**



See if you can guess who we are!





In title insurance,
financial strength
means security.

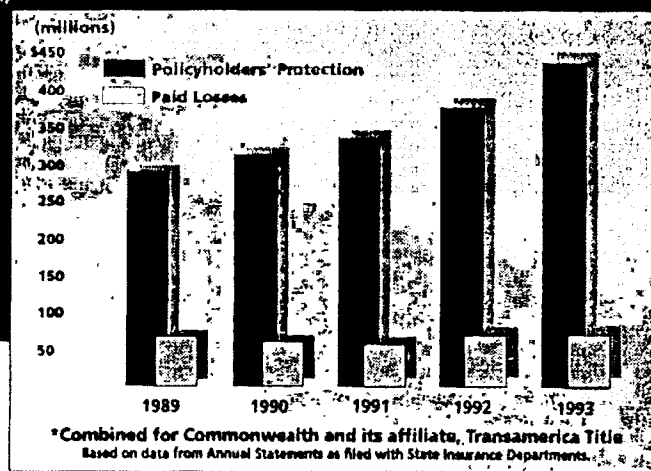
How's
\$430 million
for warm
and fuzzy?

Strength and security. You get it from record levels of policyholders' protection in relation to paid losses, as well as more than 118 years of experience. You get it from excess loss reinsurance

for individual losses of up to \$60 million through Lloyd's of London and other international reinsurers. And with more than 4,000 policy-issuing locations nationwide, you get strength and security everywhere.

So when you need title insurance, bear in mind that strength is security. Call Commonwealth.

Policyholders' Protection / Paid Losses*



Commonwealth.
Land Title Insurance Company

308 Pine Street
P.O. Box 578
Titusville, FL. 32781-0578
407-267-3741
Fax 407-267-3765



"POW WOW" 1997 TEACHING SCHEDULE

FRIDAY EVENING

TIME	INSTRUCTOR	ROUTINE	LEVEL
7:00 - 7:30	<u>Requests</u>		
7:30 - 8:00	Marge Callahan	Don't Take Your Love Away From Me	EZ
8:00 - 8:30	Diane Wells	We Danced Anyway	EZ/Int
8:30 - 9:00	Kathy Johnson	I Ain't Never Seen No One Like You	EZ
9:00 - 9:45	Claudia Collier	Safe In The Arms Of Love	Int
9:45 - 10:15	Greg Dionne	Swedish Special	EZ/Int/Mixer
10:15 - 10:30	<u>Requests /Review</u>		

Be Sure and buy a ticket for a chance at winning at

50/50

You have to be present to WIN!!!!

Drawing Saturday Evening!



Wedding Day !



Can anyone tell Bob where the bathroom is?



The Macarena in Style!



These little cloggers will be hard to guess!



Which one of us did we grow up to be?



"POW WOW" 1997 TEACHING SCHEDULE

SATURDAY

<u>TIME</u>	<u>INSTRUCTOR</u>	<u>ROUTINE</u>	<u>LEVEL</u>
8:30 - 9:00	<u>Requests</u>		
9:00 - 9:30	Lisa Marsh	Rock Around The Clock	EZ
9:30 - 10:15	Marge Callahan	Rockin Rodeo	Int (Fast)
10:15 - 11:00	Greg Dionne	Ooh Aah	Int
11:00 - 11:45	Jamie Conn	Reno Bound	Int
11:45 - 12:30	Diane Wells	Wannabe	Int
12:30 - 1:15	Diana Allen	That Girl's Been Spying On Me	Int
1:15 - 2:00	Claudia Collier	Let Me Into Your Heart	Int
2:00 - 2:45	Marge Callahan	If It Ain't One Thing It's Another	Int (Fast)
2:45 - 3:30	Diana Allen	Three Time Loser	Mixer
3:30 - 4:15	Jamie Conn	Salty Dog Rag	Int
4:15 - 5:00	Diane Wells	Mama Don't Get Dressed Up For Nothing	Int
5:00 - 7:00	DINNER BREAK		
7:00 - 7:30	<u>Requests/Review</u>		
7:30 - 8:15	Claudia Collier	Muddy Boogie	Mixer
8:15 - 8:45	Exhibitions		
9:00 - 9:30	Fun With Instructors		
9:30 - 10:00	<u>Requests/Review</u>		



**A Special Lady
was Married
April 12th!**



Here is some of the Story!



And of course we clogged!



"DON'T TAKE YOUR LOVE AWAY FROM ME"

E-Z

Music: C.D. FULL CIRCLE, RANDY TRAVIS
Choreo: MARGE CALLAHAN, JACKSONVILLE, FL.
Intro: WAIT 16 BEATS

HEEL

BEATS TIMES "STEPS & CUES"

(PART A)

16 1 "PUSH-OFF" LEFT & "TWO BASICS"
"PUSH-OFF" RIGHT & "TWO BASICS"
16 1 "TRIPLE STOMP" FWD - "TRIPLE IN PLACE"
"TRIPLE STOMP" BACK - "TRIPLE IN PLACE"

(CHORUS)

16 1 "TWO ROCKING CHAIRS" - "TWO OUTHUSES"
14 1 "TWO ROCKING CHAIRS" - "FANCY DOUBLE" - "ADD TWO"
16 1 "CLOG-OVER VINE" LEFT & RIGHT
4 1 "TWO BRUSH(UPS)" "FONTANAS"

(PART B)

32 2 "TWO CHARLESTONS" - "FOUR BOOGIE BASICS"

50 1 REPEAT THE (CHORUS)

(INTERLUDE)

32 1 "FOUR COWBOYS" (TURNING 1/4 LEFT ON EACH)

50 1 REPEAT THE CHORUS

(ENDING)

16 2 "TWO BASICS" & "TRIPLE"
16 1 "CLOG-OVER VINE" LEFT & RIGHT
8 1 "TWO OUTHUSES"
8 1 "TWO CHARLESTONS"
8 1 "PUSH-OFF" LEFT & RIGHT
4 1 "TWO FONTANAS"

SEQUENCE: A - CHORUS - B - CHORUS - INTERLUDE - CHORUS - ENDING

Marge Callahan
7224 Kivler Drive
Jacksonville, FL 32210
1 904 771-3148

Carl's Clogging Supplies

Introducing

"American Heritage Clogging Shoes®"

"If you could design your own clogging shoe, what features would you want?"

- ▶ more toe room
- ▶ a binding that can be cleaned
- ▶ a sturdier more comfortable insole
- ▶ shoe laces that won't tear out
- ▶ less expensive

Here are the shoes YOU asked for!

HOEDOWNERS & FREESTYLERS® (round toe)

Kids FREESTYLERS® - 10-3 (medium/wide)

Ms. FREESTYLERS® - 4-12 (narrow/med./wide)

Mr. FREESTYLERS® - 2-15 (medium/wide)

All shoes are available as stock items in white only. Some colors available on special order. Call us on these.

We are accepting Dealerships in some locations. Call or write for information.

SHIPPING RATES

0 - 9.99\$2.00	35 - 50.00\$5.00
10 - 19.99\$3.00	Over 50.00\$6.00
20 - 34.99\$4.00		

Must have 25% deposit on any C.O. D. Order



Copyright 1992 - Steve St. Clair

**HEEL & TOE DANCE CO.
COUNTRY & WESTERN
DANCE BOOK**

**WRITTEN AND
ADAPTED BY
STEVE ST. CLAIR**

Write for Free Catalog and Record List!

NATION'S LARGEST DISTRIBUTOR OF CLOGGING SUPPLIES!

We travel and set up at Conventions and Workshops. Call us for Dates.

If you need a special record or tape we will contact the cut-out shops across the country to find it. If you run a small festival or workshop and need specific records or tapes - call us.

We will consign and send them to you and then you may return any that are not sold.

• "PROMENADERS" CLOGGING SHOES: Ms. & Mr. Stompers, Scoops, Cloggers, Also Factory Irregulars (when available) • Shoe Lasts • TAPS: Bell Taps, Steven Stompers • SOUND EQUIPMENT: Califone, Marantz Tape Recorders PMD221, Nady 201 VHF True Diversity Wireless Microphone System • CLOGGING RECORDS: Singles, Albums, Over 180,000 45's, Sleeves • Cassette Singles & Full Cassettes • CONVENTION & WORKSHOP SYLLABUSES • TEE-SHIRTS • FUN BADGES • VIDEOS • BELT BUCKLES • BUMPER STICKERS • KEY RINGS • DIPLOMAS • GOLD AND SILVER JEWELRY •



Carl & Patsy Blanton

525 Poverty Lane

Salem, South Carolina 29676

FAX Number (803) 944-8125

For Orders Only 1-800-848-6366

Information or Inquiries 1-803-944-8125

Business Hours: 8AM to 5PM

Monday through Friday ET

(also evenings & weekends if we're here!)

COMPANY POLICIES

Payment Methods: Visa, Mastercard, C.O.D., or prepaid orders. We are not establishing monthly accounts.

If you order C.O.D. and refuse the shipment when it arrives, we will not ship to you again unless your order is prepaid. (No more C.O.D.)

We are experiencing more and more *insufficient funds* and *accounts closed* checks, either of these will put your name on a *Prepaid Status Only Customer List*. (We will no longer accept checks from you.)

Our toll-free number has grown to such a large monthly account that we will now only accept orders on our 800 number. We are charged a rate-per-minute when you call us. It is not a monthly "flat-rate" as some folks think it is. So if you are checking on an order, or need any other information call (803) 944-8125.

If you have us hold an order for you while your check or money order is arriving, we will only hold your order for 7 calendar days.

We will exchange defective records or tapes, but for the same title and artist only.

Videos cannot be exchanged or returned.

Prices subject to change without notice.



We Danced Anyway

Recorded by: Deana Carter

Choreo by: Diane Wells PO Box 2076 Gray, Ga. 31032 912-986-9889

Easy-Intermediate line-Country Cassingle-Slow to Moderate speed

Wait 16 beats

Part A:

2 basics (ds rs) alt ft

l rl

Triple (ds ds ds rs)

l r l rl

Chain 1/2 rt (ds rs rs rs)

r lr lr lr

2 rock OTS (ds, rk OTS, step, ds, rk OTS, step)

l r l r l r

Repeat all of above to end in front

Part B:

2 pulls forward (dbl, pull toeforward, step, step, pull toe, step step)

l r r l l l r

stomp double (stomp, ds ds rs)

l r l rl

triple backing up (ds ds ds rs)

r l r lr

*Fancy Double (ds ds rs rs)

l r lr lr

Part C:

Dance (dbl hls out, hls XIB, hls out, hls XIB, hls out, hls XIB, lift)

l both both both both both both r

triple 1/4 r (ds ds ds rs)

r l r lr

Repeat all of above to all 4 walls

Part D:

Slur l (ds, slur, step, rock, turn 1/2 l, step, step,)

l r r l r l

triple (ds ds ds rs)


r l r lr

Repeat all of above

Sequence:

A, B, FANCY DOUBLE, C, B, A, B, FANCY DOUBLE, C, B, D, B, FANCY DOUBLE, C, B,

The One...
The **ONLY**...



Made from Steel

Like other fine musical instruments, Stevens Buck Taps are made from steel, not aluminum.

They won't crack

Because they're made from steel, they won't crack - guaranteed!

*- Taps - Shoes - Music -
- Teaching Videos -
- Novelties - Gifts -*

CALL OR WRITE FOR YOUR FREE CATALOG. DEALER REQUESTS ALSO WELCOME.



STEVENS
The Name In Clogging-

49 Franklin Rd.
P.O. Box 112
Mercer, PA 16137

CALL TOLL FREE
1-800-722-8040 USA
1-800-544-7824 CANADA
1-800-531-9335 FAX (USA & CANADA)

1-412-662-0808 OVERSEAS
1-412-662-2050 FAX (OVERSEAS)



I AINT NEVER SEEN NO ONE LIKE YOU

Artist: George Strait
Choreo: Kathleen Johnson

CD: Blue Clear Sky- MCAD11428
Level: Easy Intermediate

Wait 16 beats - start with the left foot

PART A

Simone DB BR SL TCH(xf) TCH(xf) TCH(ots) TCH(xf) DS RS
L L R L L L L L RL

Walk the DS DS HL HL RS
Heels R L R L RL

Db1 Basic DS DS RS BR SL
w/Brush R L RL R L

Repeat all of Part A on the right

PART B

Cowboy DS DS DS BR (turn $\frac{1}{2}$ left) DS RS RS RS (backing up)
L R L R R LR LR LR

Outhouse DS TCH(ots) TCH(xf) TCH(ots) Repeat on right
L R R R R L L L

Repeat all of Part B to face the front

PART C

Rocking Chr DS BR SL($\frac{1}{2}$ L) DS RS DS DS RS RS ($\frac{1}{2}$ L)
W/Fancy Db1 L R L R LR L R LR LR

Trpl Fwd BR DS DS DS BR SL DS DS DS RS
Trpl Bk L R L R L R L R LR

Repeat all of Part C to face the front

PART D

Push off DS RS RS BR ($\frac{1}{2}$ L) SL DS RS RS RS
w/Brush L RL RL R L R LR LR LR

Tick Tock DS BR(f) BR(b) BR(f) BR(b) S DS DS RS
L R R R R L R LR

Repeat all of Part D to face the front

Bridge

Crazy DS DS(xf) DR S DR S DS(xf) DR S DS RS
Walkover L R R L L R L L R L RL

2 Basics DS RS DS RS DS DS DS RS
w/ Triple R LR L RL R L R LR

I AIN'T NEVER SEEN NO ONE LIKE YOU (cont'd)

Toe Heel Toe H1 Toe H1 Toe H1 Toe H1 (clap on heel beat)
w/claps L L R R L L R R

ENDING

Rocking Chr DS BR SL($\frac{1}{4}$ L) DS RS DS DS RS RS (full turn L)
w/ fncy dbl L R L R LR L R LR LR

Trpl Fwd/Br DS DS DS BR SL DS DS DS RS
Trpl Bk L R L R L R L R LR

Repeat 3 more time to complete a box.

Sequence: A-B-C-A-B-C-Bridge-B-D-Ending

For inquiries: Kathleen Johnson
 5033 147th Road
 Live Oak, Fl. 32060

(904) 364-1436

Abbreviations: DB- Double toe back
 DS- Double step
 BR- Brush
 SL- Slide
 TCH- Touch
 HL- Heel
 S- Step
 RS- Rock step
 (xf)- Cross front
 (ots)- Out to side
 (f)- front
 (b)- back

S A F E I N T H E A R M S O F L O V E

Int.

ARTIST: Martina McBride
CHOREO: Claudia Collier, C C EXPRESS, Savannah, GA (912)748-0731
WAIT 16 beats . . .

INTRO:

C-Strut H-S T-S H-S H-S T-S H-S H-S T-S (forward)
 L L R R L L R R L L R R L L R R
4 Flea Dt(b) DS DT(b) DS DT(b) DS DT(b) DS (back up)
Flickers L L R R L L R R L L R R R

PART A:

Scotty's R-S(ots) Pull-S DS DS Hop-S(b) Pull-S DS DS
Slide Step L R L L R L R L R R L R
Slur DS SLUR-S DS BR-UP($\frac{1}{2}$ L)
Brush L R R L R R
Joey DS BA(b)-BA(o) BA-BA(b) BA(o)-ST
 R L R L R L R

REPEAT to face front

PART B:

2 Kicks DS KICK-SL DS KICK-SL DS DS DS RS (360°L)
Triple L R L R L R L R L R RL

REPEAT opp. ftwk.

Samantha DS DS(x) DR-S DR-S R-S DS DS RS
 L R R L L R L R L R LR

Breaks DS(x) (&)-S(b) (&)-S RS DS(x) (&)-S (&)-S RS
 L R L RL R L R LR

Fancy DS DS R-S R-S
Double L R L R L R

PART B PLUS:

ADD a second set of "Breaks" before doing the "Fancy Double"

CHORUS :

Twist &	DS	DT-Twist($\frac{1}{2}$ L)	(&)-S	RS ($1\frac{1}{4}$ R)	DS	DS	DS	RS
Spin	L	R	both	L RL	R	L	R	L

(this step will leave you facing $1/4$ left of front)

REPEAT 3 more times to end facing front

THEN,
ADD: "Breaks" & " F/D " from Part B

BRIDGE:

Mtn.Goat	DS	BA(x)-BA	BA-BA(x)	PULL-UP($\frac{1}{4}$ L)
Pull	L	R	L R L	R R

Jump Chug	(&)-JUMP(L)	DRAG-SLIDE	DS	RS
	both	both L	R	LR

REPEAT 3 more times to face front

2-BEAT LOOK LEFT LOOK RIGHT (use hand if you want)
& HOLD

CHORUS / ENDING:

Do CHORUS, adding two sets of "Breaks" the "Fancy Double"

then,
2 "Basics"

1-2-3 LOOK LEFT LOOK RIGHT LOOK UP (use right hand)

SEQUENCE: INTRO A B A B+ CH BR A B+ CH/ENDING

SWEDISH SPECIAL

EZ. INT MIXER

RECORD: SWEDISH SPECIAL

CHOREO: GREG DIONNE, AMY & CAROL DANNENFELSER

INTRO: WAIT 8 BEATS, GUYS FACING INTO THE RING, GIRLS OUT, HOLDING HANDS

SWING(XIF) SWING(OTS) DSRS
L L LRL

COTTON EYE JOE

DS DS DSRS
L R LRL

TRIPLE TURN

(GIRL TURNS UNDER GUYS R HAND TO SWITCH SIDES)

STOMP DT RS DT RS
R L LR L LR

SYNCOPE

REPEAT ABOVE, HOWEVER, WHEN DOING THE TRIPLE TURN HER UNDER THE RIGHT ARM TO FACE OUT AND MAKE ONE BIG CIRCLE, EVERYONE FACING OUT.

DS DSRS SL SRS DS DSRS
L RLR R LRL R LRL

M.J.

(GUYS TURN 3/4 L TO FACE INTO CIRCLE, GIRLS TURN 1 FULL CIRCLE TO FACE OUT OF CIRCLE AND MOVE FORWARD TO MAKE 2 CIRCLES, INSIDE OF GUYS AND OUTSIDE OF GIRLS.)

DS RS RS RS DS DS RS RS
DOUBLE

PUSH, FANCY

R LR LR LR L R LR LR

(PUSH MOVING RIGHT, PAST 2 PEOPLE STAYING IN YOUR CIRCLE, ON FANCY DOUBLE, GUYS TURN 1/2 L AND MOVE FORWARD, GIRLS TURN 1 FULL TURN L AND JOIN CIRCLE, ALL FACING OUT.)

DS T(B) BR(UP) T/H T(B) BR(UP) DSRS
L R R R L L LRL

TOE BACK STEP

2- DSRS
RLR

PARTNER UP BASICS

(GUYS RAISE THEIR R HAND AND GIRLS BACKS UNDER THE ARCH, SWITCH HANDS AND END IN VARSUVIAN FACING LINE OF DANCE)

DS DS DSRS
R L RLR

TRIPLE FORWARD

DS SL RS SL RS
L L RL L RL

SCOOCH

DS DS DSRS
R L RLR

TRIPLE TURN

(GUYS RAISE THEIR L HAND, GIRLS BACKS UNDER TURN 1/2 TO FACE REVERSE LINE OF DANCE, HOLDING R HAND TO R HAND.)

6- DSRS
LRL

PULL BY'S

(PULL BY RIGHT THEN LEFT TO THE 3RD PERSON COUNTING YOUR PARTNER AS 1, WITH THE 3RD PERSON GO ALL THE WAY AROUND AND HEAD BACK TOWARDS YOUR PARTNER.)

SWEDISH SPECIAL (CONT)

DS DSRS KICK
L RLR L
(SET IN SWING POSITION)

DOUBLE KICK

4- DSRS
LRL

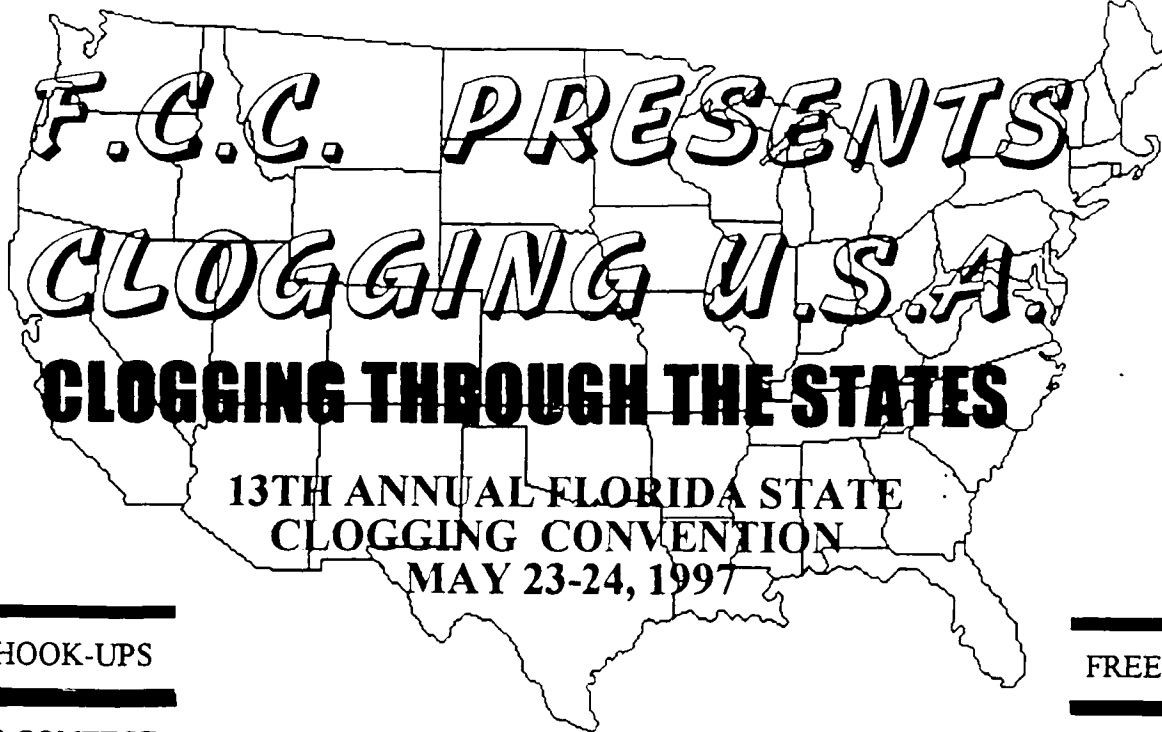
SWING

(DO HOEDOWN SWING AND END UP GUYS FACING INTO CIRCLE AND THE GIRLS FACING OUT, HOLDING HANDS.)

REPEAT ENTIRE DANCE OVER AND OVER AND OVER AND OVER AND OVER...

ENDING:

YOU WILL GET TO THE PULL BY'S AND WHEN YOU GET TO THE 3RD PERSON, TURN HER INTO VARSUVIAN AND FACE LINE OF DANCE, DO 1 COTTON EYE JOE AND STEP.



CAMPER HOOK-UPS

COSTUME CONTEST

FREE PARKING

CLUB BANNERS

INSTRUCTORS

Diana Allen, Marge Callahan, Jamie Conn, Greg Dionne, Jeff Parrott, Diane Wells, Anita Wood, Sandy Redfern, Derald Grice, Donna Robbins, and many more

**CENTRAL FLORIDA FAIRGROUNDS
4603 WEST COLONIAL DRIVE, ORLANDO FLORIDA**

ALL LEVELS OF INSTRUCTION

CLOGGING SEMINARS

* Friday 7:00 p.m. to 11:00 p.m. *

* Saturday 9:00 a.m. to 11:00 p.m. *

<u>Pre-registered</u>	<u>Adult</u>	<u>Child (7-12)</u>	<u>Child (0-6)</u>	<u>Spectator</u>
Saturday only	\$13.00	\$10.00	FREE	\$4.00
Full weekend	\$18.00	\$12.00	FREE	\$4.00
<u>At the door</u>				
Friday night only	\$ 5.00	\$ 5.00	FREE	\$4.00
Saturday only	\$16.00	\$12.00	FREE	\$4.00
Full Weekend	\$21.00	\$16.00	FREE	\$4.00

F.C.C. MEMBERS WILL RECEIVE A \$2.00 DISCOUNT ON ADMISSION

Advance purchase syllabus \$6.00, \$7.00 at the door (advance purchase recommended due to limited printing)

PRE-REGISTRATION DEADLINE: MAY 1, 1997

PLEASE MAKE CHECKS PAYABLE TO:

FLORIDA CLOGGING COUNCIL

PLEASE MAIL CHECKS TO:

CONNIE ROBERTS, TREASURER
518 WEST MAY STREET
DELAND, FLORIDA 32720

TICKETS WILL BE HELD AT THE DOOR

NAME: _____

ADDRESS: _____

CITY/STATE/ZIP: _____

PHONE (DAY): _____ (NIGHT) _____

CLUB NAME: _____

ADDITIONAL TICKETS (first and last names)	ADULT	CHILD	SPEC	FRI	SAT	WKND	SYLBS
_____	_____	_____	_____	_____	_____	_____	_____
_____	_____	_____	_____	_____	_____	_____	_____
_____	_____	_____	_____	_____	_____	_____	_____
_____	_____	_____	_____	_____	_____	_____	_____

PLEASE ATTACH EXTRA SHEET IF NECCESARY

HOTEL

CAMPING

HOLIDAY INN AT THE ORLANDO ARENA
(ANGELS DINER ON PREMISES)
4603 W. Colonial Drive
Orlando, Florida 32801
(800) 523-3405 or (407) 843-8700

CENTRAL FLORIDA FAIRGROUNDS
304 W. Colonial drive (at I-4)
Orlando, Florida

Ask for group reservations
mention clogging convention
Rate: \$50.00 Quad

F.C.C. Contact: Debbie Conn
Phone: (813) 677-0172

Rates: \$14.00 per night full hookups
\$ 7.00 per night no hookups

**HOTEL RESERVATIONS:
DEADLINE APRILI 24, 1997**

**NO DEADLINE
FOR CAMPING**

Easy

ROCK AROUND THE CLOCK

ARTIST: BILL HALEY AND HIS COMETS
The Time-Life History of Rock 'N' Roll
Rock -N- Roll Classics, 1954 - 1956
CHOREO: LISA MARSH, FUNDAMENTAL RHYTHM CLOGGERS
INTRO: WAIT 16 BEATS - START WITH LEFT FOOT

PART A

<u>DS</u> L	<u>DS</u> R	<u>DS</u> L	<u>RS</u> RL	"TRIPLE MOVING LEFT"
<u>DS</u> R	<u>RS</u> LR	<u>DS</u> L	<u>RS</u> RL	"2 BOGIE BASICS"
<u>DS</u> R	<u>DS</u> L	<u>DS</u> R	<u>RS</u> LR	"TRIPLE MOVING RIGHT"
<u>DS</u> L	<u>RS</u> RL	<u>DS</u> R	<u>RS</u> LR	"2 BOGIE BASICS"
<u>DS</u> L	<u>BR-UP</u> R	<u>DS</u> R	<u>BR-UP</u> L	"BRUSHES"
<u>DS</u> L	<u>BR-UP</u> R	<u>DS</u> R	<u>RS</u> LR	"ROCKING CHAIR"

PART B

<u>DS</u> L	<u>HEEL/SWIVEL</u> R	<u>HEEL/SWIVEL</u> L	<u>HEEL/SWIVEL</u> R	<u>HEEL/SWIVEL</u> L	"TRAVELING SHOES"
<u>DS</u> R	<u>DS</u> L	<u>DS</u> R	<u>RS</u> LR		"TRIPLE TURNING $\frac{1}{2}$ TO BACK"
REPEAT ABOVE TURNING FRONT					SAME FOOTWORK
REPEAT ONCE MORE WITH A 360° TURN TO FACE THE FRONT					SAME FOOTWORK

ROCK AROUND THE CLOCK (CONTINUED)

PART C

KICK (OTS) DS DS RS
L R LR

"KICKS"
TURNING $\frac{1}{4}$ RIGHT

REPEAT THREE TIMES

REPEAT TWO MORE TIMES TURNING $\frac{1}{2}$

PART D

DS PAUSE HOP DS HEEL (OTS) HEEL UP
L L R L L

SEQUENCE: A, A, B, A, A, C, A, D

ABBREVIATIONS:

DS DOUBLE STEP
RS ROCK STEP
BR-UP BRUSH-UP
OTS OUT TO SIDE

QUESTIONS???

LISA MARSH
FUNDAMENTAL RHYTHM CLOGGERS
19422 COUNTRY CLUB DRIVE
TEQUESTA, FLORIDA 33469
(561) 745-6441 OR 743-8581

"ROCKIN' RODEO"

INT. FAST

MUSIC: C.D. - "THE WHEEL KEEPS ON ROLLIN" by "ASLEEP AT THE WHEEL"

CHOREO: MARGE CALLAHAN, JACKSONVILLE, FL.

INTRO: WAIT 32 BEATS

HEEL

BEATS TIMES _____ STEPS & "CUES"

(INTRO)

16 (2) "TWO BASICS & TRIPLE"

(PART A)

"BUCKSHOT"

8 (1) L R R R R R R
DS DT(XIF) DT(OUT) DT(XIF) TCH ACROSS TCH ACROSS DSRS

4 (1) L LT. TOE L RL R "KARATE ROCK"
DS PIVOT 1/2 LT HEEL RS BR(UP)

4 (1) "TRIPLE"

16 (1) REPEAT: "BUCKSHOT" - "KARATE ROCK" - "TRIPLE"

4 (2) L L R "KENTUCKY DRAG"
DS DR STEP(XIF)

4 (1) "PUSH-OFF" LEFT

8 (1) REPEAT: "TWO KENTUCKY DRAGS" - "PUSH-OFF" RIGHT

(PART B)

32 2 L R R L L R R L L R "SAM'S WAY"
DSRS DSRS DR STEP DR STEP DR STEP DR STEP

L R L R L R R "QUICK KICK"
DSRS DSRS DT/KICK KICK KICK DSRS
&1&2 &3&4 & 5 & 6 &7&8

16 (1) "TWO KENTUCKY DRAGS" - "PUSH-OFF" LEFT

"TWO KENTUCKY DRAGS" - "PUSH - OFF" RIGHT

(PART C)

"LEROY"

16 (2) L R R L R L R L
DS DT(B) PAUSE STEP(XIB) ROCK(OTS) STEP(OTS) PAUSE STEP(XIB) DS DSRS
&1 &2 & 3 & 4 & 5 &6 &7&8

"ROCKIN' RODEO"(CONT.)

HEEL

BEATS TIMES

STEPS & "CUES"

(PART C) CONT.

8 (1) L R L&R L&R L R "BASIC JUMP & PUMP"
 DSRS DSRS & SLIDE DRAG SLIDE DSRS
 &1&2 &3&4 & 5 & 6 &7&8

8 (1) "TWO FANCY DOUBLES"

16 (1) L R R L L R R L "TOUCH ACROSS & BACK"
 DS TA DS TA DS TB DS TB

"TWO ALABAMAS"

8 (1) REPEAT: "TOUCH ACROSS & TOUCH BACK"

8 (1) "TWO POTHOLES" - "TRIPLE"

(INTERLUDE)

64 (4) "COUNTRY LINE"
R L R L R R L R L R
 ROCK STEP ROCK STEP & TOUCH (OUT) & STEP ROCK STEP ROCK STEP
 & 1 & 2 & 3 & 4 & 5 & 6

L L R L R
 & TOUCH(OUT) & STEP ROCK(B) STEP(FWD) & STEP(FWD & TURN 1/4 RT.)
 & 7 & 8 & 1 & 2

L L R R L&R
 & TOUCH(OUT) & STEP(XIF) & TOUCH(OUT) & CROSS & PIVOT 1/4 LT. PULL TOG.
 & 3 & 4 & 5 & 6 & 7&8

32 (2) "CLOG - OVER VINE" LEFT - "TWO CHARLESTONS" - REPEAT RIGHT

"BAYOU"

16 (1) L R L R R L LR L R L R
 DSRS DSRS DS BR(UP) DSRS BR(UP) RS DSRS DS DS DSRS

(PART C)

64 (1) REPEAT: "LEROY" "LEROY" "BASIC JUMP & PUMP" "TWO FANCY DOUBLES"

"TOUCHES" "TWO ALABAMAS" "TOUCHES" "TWO POTHOLES" "TRIPLE"

1 (1) R
 DS

ABBREVIARIONS: XIB=CROSS IN BACK XIF= CROSS IN FRONT DT=DOUBLE TOE DS=DOUBLE STEP TCH=TOUCH
 DR=DRAG BR=BRUSH TA=TOUCH ACROSS TB=TOUCH BACK DSRS=DOUBLE STEP ROCK STEP FWD=FORWARD

MARGE CALLAHAN
 7224 KIVLER DR
 JACKSONVILLE FL 32210
 904 771-7987

OOH AAH

INT. + LINE

RECORD: OOH AAH by GINA G.

CHOREO: GREG DIONNE, CARRIE McLEAN, AMY AND KATY DANNENFELSER

INTRO: WAIT 16 BEATS

PART	STEPS	"CUES"/(DIRECTIONS)
PART A:		
	<u>S(OTS) TOGETHER(CLAP)</u> L BOTH	<u>S(OTS) TOGETHER(CLAP)</u> R BOTH
		"CLAP OVERHEAD"
	2 - <u>S(PIVOT 1/2 R)</u> L	"BRADY TURN"
	PUNCHES (UP, ACROSS, UP, SIDE) L R L R	"PUNCHES"
REPEAT ALL ABOVE ABOVE		
PART B:		
	<u>DS DS DS T/H</u> L R L R	"TRIPLE TOE HEEL" (MOVING LEFT)
	<u>DS TWIST TWIST UP</u> L BOTH BOTH L	"TWIST"
	<u>DS BR-UP DSRS</u> L R RLR	"ROCKING CHAIR" (TURN 1/2 R)
	<u>DS RS RS RS</u> L RL RL RL	"PUSH-OFF" (MOVING L)
	<u>DS/BOTH (APART) BL/XIB BL/OTS RS DR S</u> L BOTH L R L R RL L R	"CROSS IN BACK"
	<u>DS DS DR S DR S</u> L R R L L R	"DRAG STEPS"
	2 - <u>S(PIVOT 1/2 R)</u> L	"BASKETBALL TURN"
	<u>DS DS RS RS</u> L R LR LR	"FANCY DOUBLE"
REPEAT ALL ABOVE TO FACE FRONT		
PART C:		
	<u>DS* DT(B)* UP (CRUNCH) <-> RS RS S(F) <-> S DSRS</u> L R R RL RL R L RLR	"CARRIES S. ZINGER" (ANGLE LEFT)
	<u>S S SRS</u> (ROLL HANDS AROUND HEAD AND PUSH) L R LRL	"WA WASH"
	<u>DS PIVOT (1/2 R) S S</u> R R LR	"KARATE STEP"
REPEAT ALL ABOVE TO FACE FRONT		

OOH AAH (CONT.)

BREAK:

DS DT(X) DT(UNX) DS DT(X) DT(UNX) RS KICK
L R R R L L LR L

"MOONSHINE"

2 - CHA CHA (SRS S(F) S SRS(TURN 1/2 R) S(F) S
LRL R L RLR L R

"CHA-CHA"

REPEAT ABOVE TO FACE FRONT

4 - DSRS
LRL

"BASICS"
(TURN 1/4 ON EACH)

SEQUENCE: A,B,C,A,B,C,BREAK,1/2B,C,C,A

BL = BALL

* = DOUBLE DOUBLES

<> = PAUSE

1/2 B = DO B ONE TIME AND FACE FRONT ON THE FANCY DOUBLE BY
TURNING 1/2 R.

RENO BOUND

ARTIST: SOUTHERN PACIFIC
 CHOREO: JAMIE CONN, CLOGGING CONNECTION
 INTRO : WAIT 16 BEATS-- START LEFT FOOT

TIMES	STEPS	DIRECTIONS
-------	-------	------------

PART A

(2) DSDSDSRS D/H H H Hup (turn 1/2)
 L R L RL R L R L R

(1) DS STEP DS KICK DS STEP DS KICK
 L R L R R L R L

(1) DSDSRSRS "FANCY"
 L R LRLR

(1) DBL/TWIST DBL/TWIST DBL/TWIST TWIST/UP "TWISTS"
 L R L B L

CHORUS

(2) DS BR(xif) BR(ots) BOUNCE/DOWN PIVOT 1/2 "SCOTTY VAR."
 L R R BOTH I
 BOUNCE BOUNCE UP
 B B L

BRIDGE I

((1) DS FLANGE/HEEL SL DS FLANGE/HEEL SL "DRIGGER"
 L R L R L R

DS FLANGE/HEEL SL DS FLANGE/HEEL SL "FORWARD"
 L R L R L R

DS DS DS STOMP STOMP (TURN 1/2)
 L R L R L

DS DS DS STOMP STOMP (TURN 1/2)

REPEAT PART A

REPEAT CHORUS

REPEAT CHORUS

(CON'T)

RENO BOUND (CON'T)

PART B

(4) DT(xif) DT(ots) RS RS R H²T(FLAP) STEP(ots) "J-STEP)
L L LR LR L R L

STEP(ots) STEP(ots) STEP(ots) SL TURN 1/4"
R L R R

(1) DS DS DS DS DS DS DS DS "8 DS"
L R L R L R L R

(4) DT'(UP) SL DT(B) "FLEA FLICKER
L R L

REPEAT PART A

REPEAT CHORUS

REPEAT CHORUS

ENDING- 4 J-STEPS (TURN 1/4 ON EACH)

SEQUENCE IS AS WRITTEN

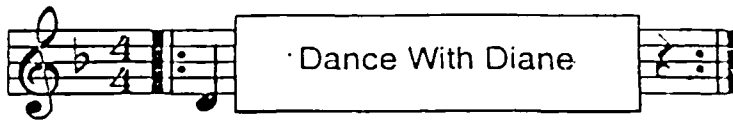
QUESTIONS ?

JAMIE CONN

12808 GREYSTONE PLACE

RIVERVIEW, FL. 33569

(813) 677-0172



Dance With Diane

Wannabe

Recorded by: Spice Girls

Choreo by: Diane Wells P O Box 2076 Gray, Ga. 31032 912-986-9889

Intermediate line-Upbeat tempo-Rock

Begin immediately

Intro:

moving lt(ds, drg s xif, ds, hop s xib)

l l r l l r

Mtn goat(ds, r xif, s, r, s, s xib, sl)

l r l r l r r

twister(ds dbl twist, twist, twist)

l r both

triple(ds ds ds rs)

r l r lr

dbl kick out rt.(dbl, kick ots, bend, kick, s, s, s, sl)

l r r r l r lr

double basic kick(ds ds rs kick)

l r lr l

Part A:

Moving forward(ds ds ds, tch toe xif, step)

l r l rt both

spin 360 l(pivot turn on l ft, s, ds rs)

r l rl

rocks(ds, r XIF, s, r XIB, s, r XIF, s)

r l r l r l r

Only wanna turn 1/2 l(ds, dbl up, turn 1/2 l, rs, s, sl)

l r rl r r

Repeat all of above

Part B:

Moving lt(ds, drg, s xib, ds, hop, s xib)

l l r l l r

Mtn goat(ds, r xif, s, r, s, s xib, sl)

l r l r l r r

twister(ds dbl twist, twist, twist)

l r both

triple(ds ds ds rs)

r l r lr

Part C:

Spin 360 l(ds dbl split apart, turn l, hop, hop, s, ds ds ds rs)

l r both l l r l r l rl

clap & pause(ds ds r, hi oif, clap)

r l r l

Get down(s, tch toe ots, s, tch toe ots)

l r r l

Repeat all of above

Wannabe

Repeat all of above

Break

Forward(stomp,ds stomp,ds, stomp ds,stomp ds)

l r l r l r l r

Moving back (toe heel,toe heel) X8

l l r l

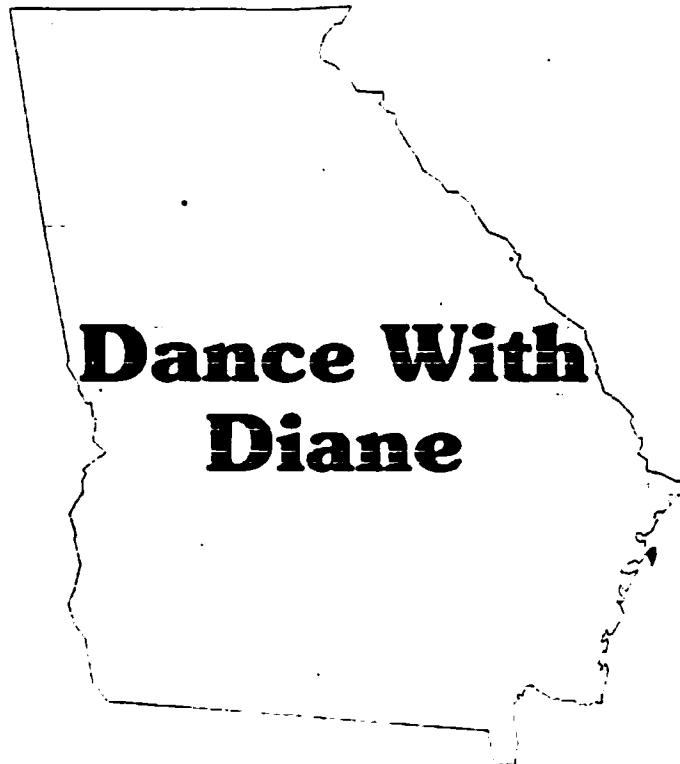
Ending:

Ds dbl split apart,hop,hop,step) Both arms up

l r both l l both

Sequence:

INTRO,A,B,C,A,B,C,A,C TURN 3/4 L ON EACH SPIN TO ALL WALLS,BREAK,
ENDING



THAT GIRL'S BEEN SPYING ON ME

RECORD: Capitol Cassingle. That Girl's Been Spying on Me

CHOREO: Diana Allen. Ancient City Cloggers. St. Augustine

INTRO: Wait 16 Beats. Start on Left Foot

PART "A"

1 Slur with Brush
 1 Double Basic with Kick
 1 Alabama DTS DBL (Up) TCH (B) BR(Up)
 1 Triple

REPEAT ABOVE STARTING WITH RIGHT FOOT

1 Cowboy to face back of Room
 1 Joey DTS R(B) S(OTS) R(OTS) S(B) R(OTS) S(OTS)
 1 Triple

REPEAT ABOVE TO FACE FRONT

PART "B"

1 Lucy DTS BR(UP) TH TCH H
 L R RR L R
 1 Fancy Double (Turn 1/4 Left)
 1 Bad Step DTS STAMP RS STAMP RS
 L R RL R RL
 1 Triple (Turn 1/4 Left)

REPEAT ABOVE TO FACE FRONT

1 Vine - Moving Left
 2 Basics
 1 Fancy Double

REPEAT - MOVING RIGHT

PART "C"

1 Ida Red DBL(B) BR(UP) DTS T/SL DTS DTSRS KICK
 L L L R L R L
 1 Push-Off
 1 Triple (Turning 1/2 R)

REPEAT TO FACE FRONT OF ROOM

1 Heel Steps BR(UP) H STEP BR(UP) H TCH
 L L L R R R
 1 Stomp, Double Basic
 2 Flea Flickers DBL(B) DTS
 1 Fancy Double
 2 Slur Basic - Left then Right

THAT GIRLS' BEEN SPYING ON ME (CONT'D)

BRIDGE

4 Rocking Chair - Turn 1/4 L on Each

REPEAT PART "B"

REPEAT PART "C" - Add 2-Basics, 1 Fancy Double, Repeat Heel Step Sequence

REPEAT BRIDGE

REPEAT 1ST HALF OF PART "A"

ENDING: Slur Basic, L then R , 2 Basics, 1 Fancy Double

DANCE AS WRITTEN

Diana Allen
6203 West Shores Road
Orange Park , Fl 32073
(904) 278-9544

L E T M E I N T O Y O U R H E A R T

Intermediate

ARTIST: Mary Chapin Carpenter

CHOREO: Claudia Collier, C. C. Express/C. C. Clickers
376 Auriga Blvd., Bloomingdale, GA 31302 (912)748-0731

Start immediately if you can . . or wait 16 beats . . .

INTRO:

Heels & H-S H-S H-S H-S(turn $\frac{1}{4}$ L) T-S T-S T-S T-S($\frac{1}{4}$ L)
Toes L L R R L L R R L L R R L L R R

REPEAT (moving forward & back this will make a box)

PART A:

Kick & DS KICK-SL DS/Heel Heel-LIFT DS DS DS RS ($\frac{1}{2}$ R)
Burton L R L R /L R R R L R LR

REPEAT to face front

Drag to DR-S(x) DR-S(x) DR-S(x)/Break Break-Break ("Broken
L Corner R L L R R L R L R R Ankle")

Triple DS DS DS RS
Back R L R LR

REPEAT same footwork to R corner

CHORUS:

M.J. DS DS(b) R-S(o) pull-S R-S(o) pull-S R-S(o) pull-S
Pulls L R L R L L R L R R L R L L

Twist DS/twist R (&)-twist L (&)-twist R R-S
R L R

2 DSRS DSRS (turn 360° L and back up)
Basics L RL R LR

PART B:

Vine w/ DS DS(x) DS DS($\frac{1}{2}$ R) DS DS DS/Heel Heel-LIFT
Burton L R L R L R L R L L

REPEAT to face front

"Part B" cont.

2 Babys	DS	DS(x)/Break	(&)-HEEL	HEEL-UP
	L	R L	R	R R
	DS	DS(x)/Break	(&)-HEEL	HEEL-UP
	R	L R	L	L L

Boogie Basics	DS	R(xib)-S	DS	R(xib)-S	DS	R(xib)-S	DS	R(xib)-S
	L	R L	R	L R	L	R L	R	L R

ENDING:

Twist	DS/twist L	(&)-twist R	(&)-twist L	R-S	(note: this is opp.ftwk from earlier in dance)
	L			R L	
	(&)-TOUCH(xib)				
	R				

SEQUENCE: INTRO A CH A CH B A CH B A CH CH INTRO END

"IF IT AIN'T ONE THING IT'S ANOTHER"(CONT)

BEATS TIMES _____ " STEPS & CUES"
(INTERLUDE)

16 1 "VINE LEFT" "CHAIN AROUND RIGHT" "TRIPLE"
16 1 "VINE RIGHT" "CHAIN AROUND LEFT" "TRIPLE"

48 1 REPEAT (PART A)

32 1 REPEAT (PART C)

(ENDING)

8	2	<u>L</u>	<u>L&R</u>	<u>L&R</u>	<u>L</u>	<u>R</u>	
		DT	APART	TOGETHER	SLIDE	DSRS	"STRADDLE BASICS"
		&	1	&	2	&3&4	

8 1 "DO-IT"

4 1 2 FONTANAS

1	1	<u>L</u>	<u>L</u>	<u>R</u>	
		DT	BO/HEEL	DIG(F)	
		&	uh	1	

SEQUENCE. A - BREAK - B - C - INTERLUDE - A - C - ENDING

ABBREVIATIONS. (XIB)= CROSS IN BACK. DT = DOUBLE TOE. (B) = BACK.

BR = BRUSH. DSRS = DOUBLE TOE STEP ROCK STEP.

DS= DOUBLE TOE STEP. TB = TOUCH BACK. (OTS) = OUT TO SIDE.

(S) = SIDE RS = ROCK STEP BO = BOUNCE (F) = FRONT

MARGE CALLAHAN
7224 KIVLER DRIVE
JACKSONVILLE, FLORIDA 32210
1 904 771-7987

THREE TIME LOSER(cont'd)

Times

"INTERLUDE"

4	<u>DT(A)</u>	<u>DT(O)</u>	<u>RS</u>	<u>RS</u>	<u>R</u>	<u>HT(FLAP)</u>	<u>STEP(OTS)</u>	"J Step"
	L	L	LR	LR	L	R	L	
	&1	&2	&3	&4	&	5 &	6	
	<u>STEP(OTS)</u>	<u>STEP(OTS)</u>	<u>STEP(Turn 1/2 L)</u>		<u>SL</u>			
	&	7	&		8			

1 REPEAT "PART C"

2 BRIDGE

1 REPEAT "PART B"

1 REPEAT "PART B"

2 BRIDGE

SEQUENCE AS WRITTEN

- DT - Double Toe
- DTS - Double Toe Step
- DTSRS - Double Toe Step Rock Step
- RS - Rock Step
- T - Toe
- SL - Slide
- XIF - Cross in Front
- LXIF - Left Cross in Front
- OTS - Out to Side

SALTY DOG RAG (con't)

REPEAT PART A

REPEAT PART B

REPEAT PART C

REPEAT PART B

ENDING

STOMP DS STEP HEEL STEP

L R L R R

SEQUENCE IS AS WRITTEN:

JAMIE CONN
12808 Greystone Place
Riverview, FL 33569
(813) 677-0172



Dance With Diane



Mama Don't Get Dressed Up For Nothing

Recorded by: Brooks & Dunn

Choreo by: Diane Wells P O Box 2076 Gray, Ga. 31032 912-955-1111

Intermediate line-Country Music-Cassingle

Wait 16 beats

Intro:

Forward 8. (step XIF, tch toe OTS) altern ft

l rt

Back 8 (step XIB, tch toe OTS) altern ft

l rt

Part A:

2 struts (heel ots, rib, step)

moving lt l l r

Charlston turn 1/2 lt (ds, tch toe if, toe hl, turn 1/2 l, rs)

l r r l

Samantha (ds, ds xif, drg s, drg s, r s, ds ds rs)

l r r l l r l r l r

Repeat all of above to end in front

Part B:

MJ turn 1/2 l (ds, ds ib, turn 1/2 l, rs, pause, stp rs, ds ds rs)

l r lr l rl r l rl

Joey (ds, stp IB, stp OTS, stp OTS, stp IB, stp OTS, step)

r l r l r l r

Not Fancy (ds ds tch heel IF, tch toe IB)

l r l l

Repeat all of above to end in front

Part C:

Forward (dbl pull toe forward, pull, pull, pull) Altern ft

4 beats l r l r l

Stomp double (stomp, ds ds rs)

l rl rl rl

Mama, 2 (step & bend knee, tch toe OTS) Altern ft

r r l

Stomp double (stomp ds ds rs)

r l r l r

*Samantha (ds ds XIF, turn 360, drg s, drg s, rs, ds, ds, rs)

turn 360 l l r r l r l r l r

Repeat Samantha turn

Part D:

Utah moving up & lt (ds, br up XIF, ds rs rs br up, ds rs)

l r r l r l l l

Rock OTS (ds, rk OTS, step, ds, rch OTS, step)

r l r l

RECORD:
CHOREO: Vivian Bennett, Valdosta, GA

INTRO: Wait 8 Beats

PARTNERS IN CIRCLE - MAN FACING OUT - LADY FACING IN -
HOLDING BOTH HANDS


<u>CUES</u>	<u>STEPS</u>	<u>DIRECTIONS</u>
"Fontanas"	$\frac{DS}{L} \frac{BR(XIF)/SL}{R \quad L}$	4 times in place (alternate footwork)
"Push-off"	$\frac{DS}{L} \frac{RS}{RL} \frac{RS}{RL} \frac{RS}{RL}$	Drop hands - do one to the left and one right.
"Donkey"	$\frac{DS}{L} \frac{TCH(F)}{R} \frac{TCH(XIF)}{R} \frac{TCH(F)}{R}$	2 times in place holding hands.
"Triple Brush"	$\frac{DS}{L} \frac{DS}{R} \frac{DS}{L} \frac{BR/SL}{R \quad L}$	Move backward away from partner.
"Triple Basic"	$\frac{DS}{R} \frac{DS}{L} \frac{DS}{R} \frac{RS}{LR}$	Move forward - angle left forming Alamo-Style circle. Catch right hand with partner and left hand with dancer on the left, Lady facing in - Man out.
"Triple Brush"	$\frac{DS}{L} \frac{DS}{R} \frac{DS}{L} \frac{BR/SL}{R \quad L}$	Move forward - do not drop hands.
"Triple Basic"	$\frac{DS}{R} \frac{DS}{L} \frac{DS}{R} \frac{RS}{LR}$	Move backward - do not drop hands.
"Basics"	$\frac{DS \quad RS}{L \quad RL}$	4 times - Drop left hand, turn $\frac{1}{2}$ by right - Lady facing out, Man facing in. Catch hand of dancer on left.
"Triple Brush"	$\frac{DS}{L} \frac{DS}{R} \frac{DS}{L} \frac{BR/SL}{R \quad L}$	Move forward - do not drop hands.
"Triple Basic"	$\frac{DS}{R} \frac{DS}{L} \frac{DS}{R} \frac{RS}{LR}$	Move backward - do not drop hands.
"Basics"	$\frac{DS \quad RS}{L \quad RL}$	4 times - Drop right hand, turn $\frac{1}{2}$ left and move slightly right to stand in front of new partner.

REPEAT FROM TOP TO END OF MUSIC.

ENDING:


"Fontanas" $\frac{DS}{L} \frac{BR(XIF)/SL}{R \quad L}$ 4 times in place.

TENNI SPARKLES



TENNI SPARKLES

personalize,
identify, & add
a touch of class
to your shoes.



A highly polished,
engraveable, solid
brass name plate
that fits through
the laces of any shoe.

Mail order form for custom engraving (print clearly) and
\$5.00 per pair plus 50¢ shipping and handling to:
TENNI SPARKLES, P.O. BOX 520276, LONGWOOD, FL 32752

Name: _____

Address: _____

City: _____ State: _____ Zip: _____

Shoe # 1 _____

Shoe # 2 _____

Marketed by Lorence Enterprises - Exhibitors for Conventions/Workshops

(407) 339-3288

MARK YOUR CALENDAR!!!!

SATURDAY

JULY 26, 1997

5TH ANNUAL FLORIDA CLOGGING COUNCIL AND FRIENDS

FAMILY PICNIC

9:00 AM TO 5:00 PM

KELLY PARK- APOPKA

* NATURE TRAILS

* SWIMMING

* TUBING

* CLOGGING

**PLEASE NOTE: GET THERE EARLY (BEFORE 10:00 AM)
PARK CLOSES WHEN FULL
ENTRANCE FEE: \$1.00 PER ADULT
<12 FREE**

**BRING A COVERED DISH TO SHARE, AND
BEVERAGES FOR YOUR FAMILY.**

**NO ALCOHOLIC BEVERAGES ALLOWED -
THE PARK RANGERS WILL BE MAKING
COOLER CHECKS AND THEY ARE
SERIOUS! !! WE WILL BE CLOSED
DOWN IF IN VIOLATION.**

**CONTACT: BETH MOREL (407-452-5992) AFTER 5:00
PM IF YOU HAVE ANY QUESTIONS.**

DIRECTIONS: SEE MAP ON BACK

WE HAVE BIKES!

**SALES • RENTALS
TRADE-INS • SERVICE & REPAIR**

• NEW & USED BIKES



MT. BIKES:
GARY FISHER
IRON HORSE
HARO
JAMIS

CRUISERS:
EARTH CRUISER
BOSS CRUISER

BMX:
GT-DYNO
HARO
REDLINE



Call Us For The Best Prices!

Open 6 Days
M-F 10-6
S 10-3

783-7433

6500 N. Atlantic Av (A1A) Cape Canaveral

**ACCOUNTING SERVICES
TYPING SERVICES
INCOME TAXES**

CLARK & CLARK

228 Courtenay Parkway
Suite 2, Merritt Island
407-453-7964



WE HAVE BIKES!

Bagel WorldTM

Delicatessen & Pizza

6710 N. Atlantic Ave., Cape Canaveral, FL 32920 Phone (407) 868-0088
BagelWorld@iu.net

WELCOME CLOGGERS!

- 14 Kinds of Fresh Baked Bagels
- 13 Kinds of Homemade Cream Cheeses
- Home of the Original Eggel Bagel
(egg, ham, & cheese on your choice of a toasted buttered bagel)
- Boar's Head Brand Meats & Cheeses on Your Favorite Sub or Sandwich
(the best premium deli meats made in America)
- Cheesesteaks Carved from Bottom Round Roast
- Meatball Parm's - Chicken Parm's
- Northern Style Pizza - Hand Tossed, Homemade Dough & Sauce
(by the slice, or 10", 16", 18" pies)
- 14 Kinds of Fresh Made Calzones
- Fresh Garden Salads - Chef, Antipasto, Greek
- Chicken, Tuna, or Egg Salad Platters
- Homemade Potato & Pasta Salad
- Huge Goopy Cinnamon Rolls & Muffins
- Homemade "Best In Brevard County" Cheesecake
- Refillable Fountain Drinks, Fresh Brewed Iced Tea, Coffee

**NOW THAT WE'VE GOT YOUR ATTENTION, PICK UP ONE OF OUR MENUS
AT THE SYLLABUS TABLE, AND COME ENJOY SOME OF THE FINEST
EATING YOU'LL EXPERIENCE IN BREVARD COUNTY!!**

**MENTION THAT YOU ARE A CLOGGER, AND RECEIVE YOUR DRINK FREE
WITH ANY PURCHASE!**

**OPEN MON - SAT, 6AM - 4PM
SUNDAY, 7AM - 3PM**

**1 & 1/4 MILES NORTH OF SR 520
ON HWY. A1A, COCOA BEACH**